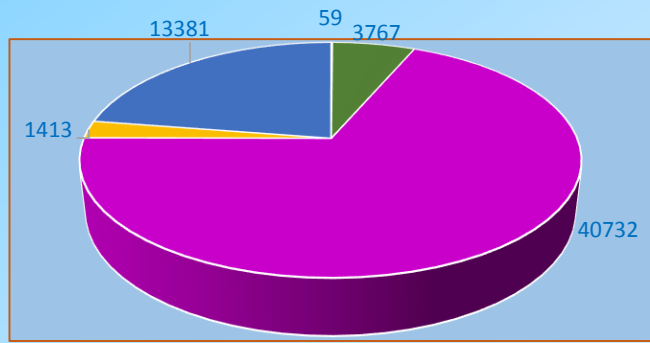
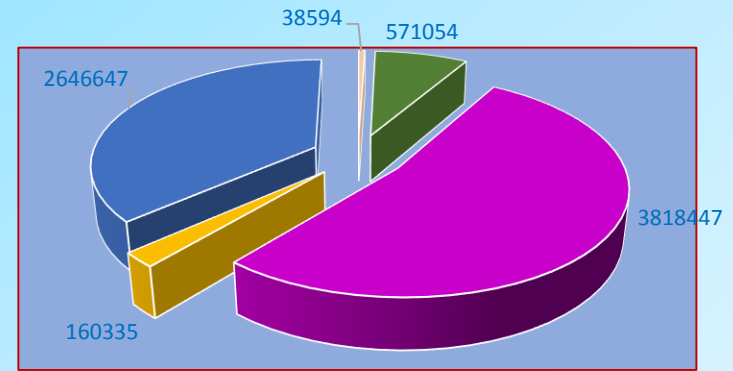


Schools



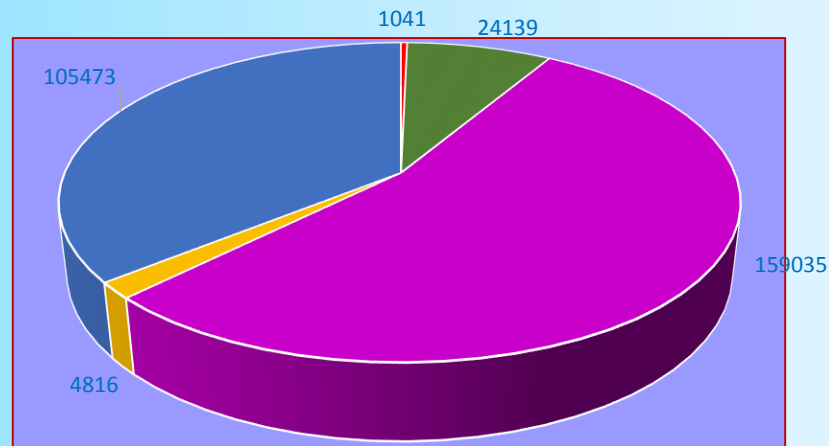
■ Central Govt.
 ■ State Govt.
 ■ Local Bodies
■ Government Aided
 ■ Pvt. Unaided

Enrolment



■ Central Govt.
 ■ State Govt.
 ■ Local Bodies
■ Government Aided
 ■ Pvt. Unaided

Teachers



■ Central Govt.
 ■ State Govt.
 ■ Local Bodies
 ■ Government Aided
 ■ Pvt. Unaided



EDUCATIONAL STATISTICS 2021-22

COMMISSIONER OF SCHOOL EDUCATION

**'B' Block, Anjaneya Towers,
Ibrahimpatnam, Vijayawada,
521 456**

The Right Place of every Child is School



S. Suresh Kumar, I.A.S
Commissioner of School Education
Andhra Pradesh, Amaravati.

FOREWORD

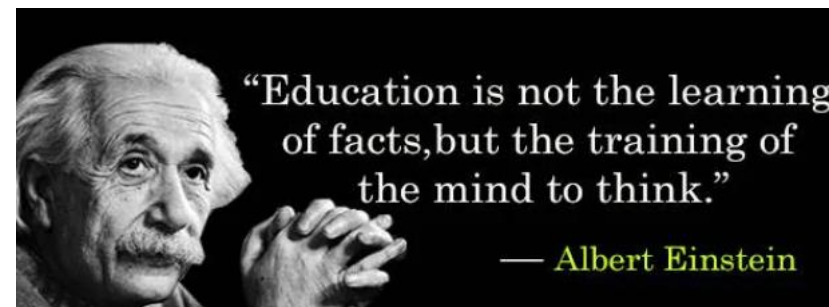
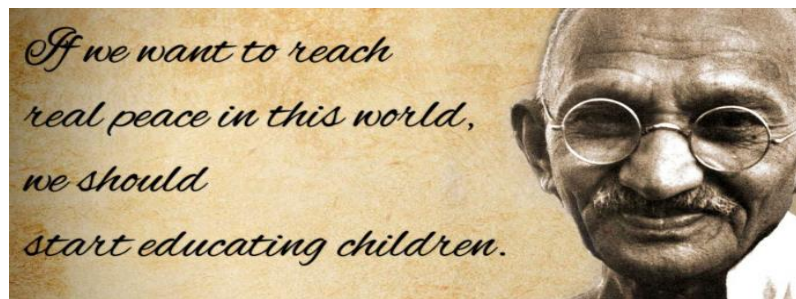
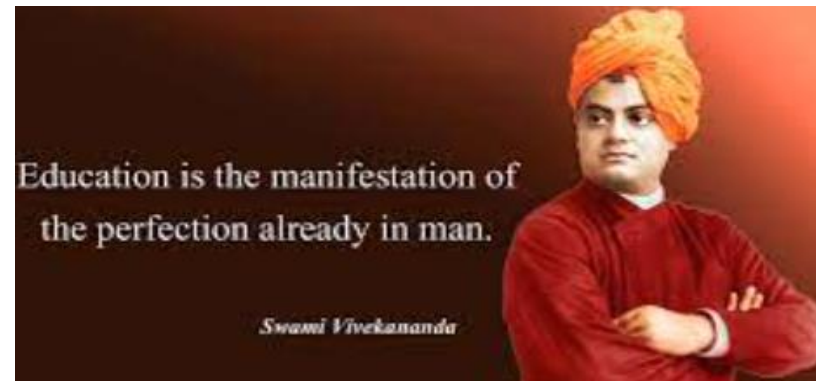
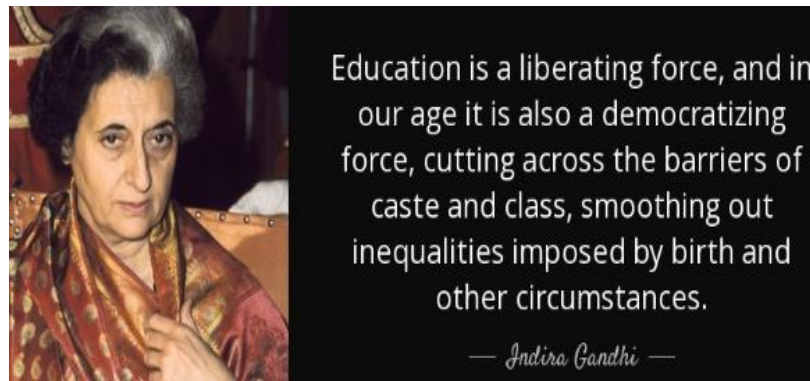
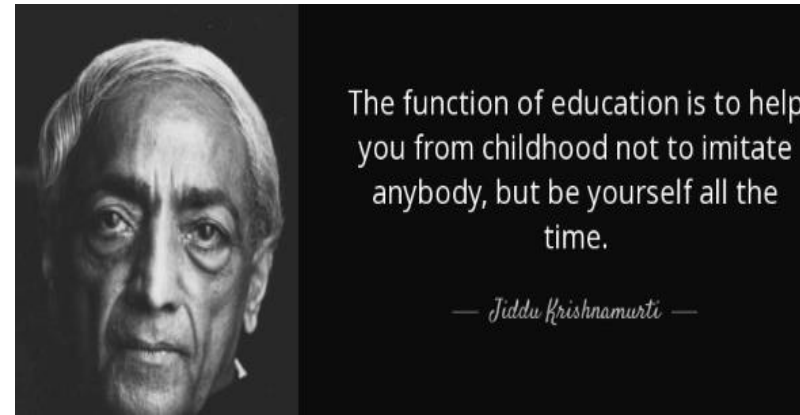
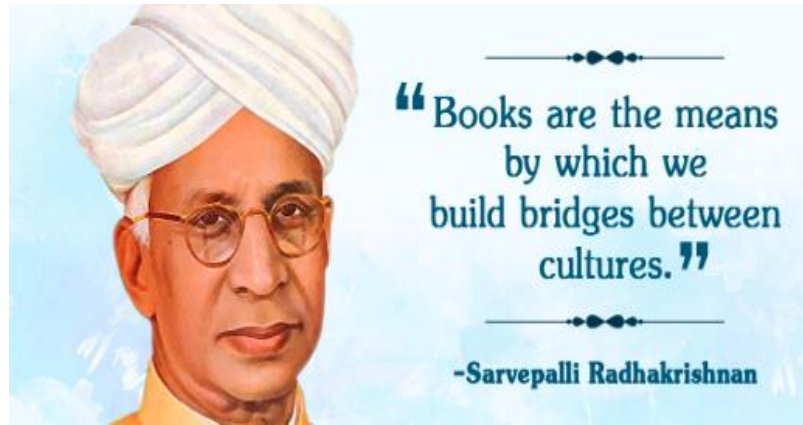
This handbook of Educational Statistics provides a summary of School Education Statistics of Andhra Pradesh state with 13 districts. It is an annual publication of the Department of School Education for the year 2021-22 and is second in the series.

The hand book incorporates the Census data released in 2011, such as Gender wise population, Rural and Urban population, National and State Level Literacy Rates, Growth Rate, Sex Ratio etc. This handbook provides the School Education statistical abstract figures, District wise as well as State wise, i.e. data pertaining to type wise and category wise number of schools, Gender wise enrolment and number of teachers working in the schools. It also contains the details of Teacher-Pupil Ratio, Annual Average Dropout Rates, Gender Parity Index, Gender Gap, Transition rates etc.

During the academic year 2021-22 the total number of schools are 59352. The total enrolment in the schools in the classes I-X is 72,35,077. There are 2,94,504 teachers are working in these schools. Student drop out rates and SSC examination results of the last 10 years are published in this statistical hand book.

I hope this handbook will provide the statistics of the School Education Department at a glance and will be useful to educational planners, administrators, academicians and all the persons interested in the filed of Education. Any suggestions for further improvement are appreciated.

(S.Suresh kumar)
Commissioner of School Education



CONTENTS

Sl. No.	Title	Page No.
	Andhra Pradesh at a Glance	ix
1)	District wise Total, SC and ST population	1
2)	District wise Rural, Urban and Total population	2
3)	District wise Total, SC & ST, Rural and Urban Literacy Rate	3
4)	District wise Population, Decadal Growth Rate, Sex Ratio and Density	4
5)	Child population in the age group 0-6 and proportion to Total Population	5
6)	State wise population, literacy rate, sex ratio, density and decadal growth	6
7)	Projected age group population – 2021-22 – All	7
8)	Projected age group population – 2021-22 – SC	8
9)	Projected age group population – 2021-22 – ST	9
10)	Type wise and Management wise Schools – 2021-22	10 & 11
11)	Type wise and Management wise Enrolment – 2021-22	12
12)	Type wise and Stage wise Enrolment – 2021-22	13
13)	Type wise and Management wise Teachers – 2021-22	14
14)	Type wise and Medium wise Exclusive schools – 2021-22	15
15)	Type wise and Medium combination wise Parallel Medium schools – 2021-22	16 to 18
16)	Type wise and Medium wise Enrolment in Exclusive medium schools – 2021-22	19
17)	Type wise and Medium wise Enrolment in Parallel medium schools – 2021-22	19
18)	Type wise and Medium wise Enrolment in Exclusive & Parallel medium schools – 2021-22	19

Sl. No.	Title	Page No.
19)	Class wise and Medium wise enrolment – 2021-22	20
20)	Class wise and Caste wise enrolment – 2021-22	21
21)	Management wise Primary (I-V) schools – 2021-22	22
22)	Management wise Upper Primary (I-VII/VIII) Schools 2021-22	23
23)	Management wise Primary with Upper Primary, Secondary & Higher Secondary (I-XII) Schools-2021-22	24
24)	Management wise Upper Primary with Secondary / Higher Secondary (VI-XII) Schools – 2021-22	25
25)	Management wise Primary with Upper Primary & Secondary (I-X) Schools – 2021-22	26
26)	Management wise Upper Primary with Secondary (VI-X) Schools 2021-22	27
27)	Management wise Upper Primary Only (VI-VIII) Schools 2021-22	28
28)	Management wise Total Schools – 2021-22	29
29)	Management wise Enrolment in Primary(I-V) Schools 2021-22	30-31
30)	Management wise Enrolment in Upper Primary (I-VIII) Schools 2021-22	32-33
31)	Management wise enrolment in Primary with Upper Primary, Secondary & Higher Secondary (I-XII) 2021-22	34-35
32)	Management wise enrolment in Upper Primary, Secondary & Higher Secondary(VI-XII) Schools 2021-22	36-37
33)	Management wise enrolment in Primary with Upper Primary, Secondary (I-X) Schools-2021-22	38-39
34)	Management wise enrolment in Upper Primary with Secondary (VI-X) Schools -2021-22	40-41

Sl. No.	Title	Page No.
35)	Management wise enrolment in Upper Primary only(VI-VIII) Schools -2021-22	42-43
36)	Management wise Total Enrolment in All types of Schools 2021-22	44-45
37)	Type wise enrolment – 2021-22	46-47
38)	Management wise Teachers in Primary (I-V) Schools 2021-22	48-49
39)	Management wise Teachers in Upper Primary Schools (I-VII/VIII) – 2021-22	50-51
40)	Management wise Teachers in Primary with Upper Primary, Secondary & Higher Secondary (I-XII) Schools 2021-22	52-53
41)	Management wise teachers in Upper Primary, Secondary & Higher Secondary (VI-XII) Schools – 2021-22	54-55
42)	Management wise Teachers in Primary with Upper Primary, Secondary (I-X) Schools – 2021-22	56-57
43)	Management wise Teachers in Upper Primary with Secondary (VI-X) Schools – 2021-22	58-59
44)	Management wise Teachers in Upper Primary Only (VI-VIII) Schools – 2021-22	60-61
45)	Management wise Total Teachers in All Types of Schools 2021-22	62-63
46)	Type wise Teachers – 2021-22	64-65
47)	Class wise Enrolment 2021-22 - All	66-67
48)	Stage wise Enrolment 2021-22– All	68
49)	Class wise Enrolment 2021-22 – BC	69-70

Sl. No.	Title	Page No.
50)	Stage wise Enrolment 2021-22 – BC	71
51)	Class wise Enrolment 2021-22 – SC	72-73
52)	Stage wise Enrolment 2021-22 – SC	74
53)	Class wise Enrolment 2021-22 – ST	75-76
54)	Stage wise Enrolment 2021-22– ST	77
55)	Gross Enrolment Ratio (6-10 Age group) 2021-22– All	78
56)	Gross Enrolment Ratio (6-10 Age group) 2021-22– SC	79
57)	Gross Enrolment Ratio (6-10 Age group) 2021-22– ST	80
58)	Gross Enrolment Ratio (11-13 Age group) 2021-22–All	81
59)	Gross Enrolment Ratio (11-13 Age group) 2021-22– SC	82
60)	Gross Enrolment Ratio (11-13 Age group) 2021-22– ST	83
61)	Gross Enrolment Ratio (14-15 Age group) 2021-22– All	84
62)	Gross Enrolment Ratio (14-15 Age group) 2021-22– SC	85
63)	Gross Enrolment Ratio (14-15 Age group) 2021-22– ST	86
64)	Gross Enrolment Ratio (6-15 Age group) 2021-22 – All	87
65)	Gross Enrolment Ratio (6-15 Age group) 2021-22 – SC	88
66)	Gross Enrolment Ratio (6-15 Age group) 2021-22 – ST	89
67)	Age group wise & Caste wise Gender Parity Index – 2021-22	90
68)	District wise Gender Gap – 2021-22	91
69)	Annual Average Dropout Rate at Primary Level (I-V) – 2021 - 22 - ALL	92

Sl. No.	Title	Page No.
70)	Annual Average Dropout Rate at Primary Level (I-V) – 2021-22 - SC	93
71)	Annual Average Dropout Rate at Primary Level (I-V) – 2021-22 - ST	94
72)	Annual Average Dropout Rate at Upper Primary Level (VI-VIII) – 2021-22 - ALL	95
73)	Annual Average Dropout Rate at Upper Primary Level (VI-VIII) – 2021-22 – SC	96
74)	Annual Average Dropout Rate at Upper Primary Level (VI-VIII) – 2021-22 - ST	97
75)	Annual Average Dropout Rate at Secondary Level (IX-X) – 2021-22 - ALL	98
76)	Annual Average Dropout Rate at Secondary Level (IX-X) – 2021-22 – SC	99
77)	Annual Average Dropout Rate at Secondary Level (IX-X) – 2021-22 - ST	100
78)	Annual Average Dropout Rate at Primary Level (I-V) – 2021-22	101
79)	Annual Average Dropout Rate at Upper Primary Level (VI-VIII) – 2021-22	102
80)	Annual Average Dropout Rate at Secondary Level (IX-X) – 2021-22	103
81)	Type wise Teacher Pupil Ratio – 2021-22	104
82)	Transition Rate (Primary to Upper Primary V to VI Class) 2021-22	105
83)	Transition Rate (Upper Primary to Secondary VIII to IX Class) – 2021-22	106
84)	Class wise Transition Rate	107
85)	District wise SSC Examinations Results (Regular) –April – 2022	108
86)	Budget Outlay & Expenditure of School Education Department 2019-20&2020-21	109
87)	Budget Estimates of School Education Department – 2019-20 to 2021-22	110
88)	District wise Gross Enrolment Ratio (I-X) From – 2015-16 to 2021-22	111
89)	District wise & Year wise Gender Parity Index from 2015-16 to 2021-22	112

Sl. No.	Title	Page No.
90)	District wise Dropout Rate (I-X) from 2015-16 to 2021-22	113
91)	District wise Transition Rates from 2015-16 to 2021-22	114
92)	Management wise Total Schools from 2012-13 to 2021-22	115
93)	Management wise Total Enrolment from 2012-13 to 2021-22	116
94)	Management wise Total Teachers from 2012-13 to 2021-22	117
95)	Class wise Boys Enrolment from 2012-13 to 2021-22	118
96)	Class wise Girls Enrolment from 2012-13 to 2021-22	119
97)	Class wise Total Enrolment from 2012-13 to 2021-22	120
98)	Year wise Gross Enrolment Ratio from 2012-13 to 2021-22	121
99)	Dropout Rates from 2012-13 to 2021-22- ALL	122
100)	Year wise SSC Examination Results (Regular) from March 2013 to April 2022	123
101)	Basic Indicators (GER,AADR,GPI,SSC Results) from 2014-15 to 2018-19—Graphs	124-127
102)	Formulae	128-129
103)	Abbreviations	130

ANDHRA PRADESH AT A GLANCE				
Sl. No.	Characteristic	Reference Year	Unit	Value
1	Area	2011 Census	000 Sq Kms.	163.00
2	Districts	"	Number	13
3	Revenue Mandals	"	"	670
4	Gram Panchayats	"	"	12,918
5	No. of Villages	"	"	17,366
6	No. of Towns(Statutory and Census)	"	"	195
7	Population	2011 Census	Lakhs	495.77
8	Males	"	"	248.30
9	Females	"	"	247.47
10	Females per 1000 males	"	Number	997
11	Rural Population	"	Lakhs	349.67
12	Urban Population	"	"	146.10
13	Density of Population	"	Per Sq Km.	304
14	Growth Rate	2001-2011	%	9.21
15	Rural Growth Rate	"	"	1.53
16	Urban Growth Rate	"	"	33.35
17	Literacy Rate	2011 Census	"	67.35
18	Male Literacy Rate	"	"	74.77
19	Female Literacy Rate	"	"	59.96
20	Rural Literacy Rate	"	"	62.37
21	Urban Literacy Rate	"	"	79.17

Source : CENSUS OF INDIA 2011

District Wise Total, SC and ST Population

Sl. No.	District	Total			SC			ST			% of SC Population to Total			% of ST Population to Total		
		Persons	Male	Female	Persons	Male	Female	Persons	Male	Female	Persons	Male	Female	Persons	Male	Female
1	Srikakulam	2703114	1341738	1361376	255664	125214	130450	166118	81382	84736	9.46	9.33	9.58	6.15	6.07	6.22
2	Vizianagaram	2344474	1161477	1182997	247728	121493	126235	235556	114687	120869	10.57	10.46	10.67	10.05	9.87	10.22
3	Visakhapatnam	4290589	2138910	2151679	329486	162873	166613	618500	302905	315595	7.68	7.61	7.74	14.42	14.16	14.67
4	East Godavari	5285824	2633304	2652520	957302	474802	413966	297044	144548	152496	18.11	18.03	15.61	5.62	5.49	5.75
5	West Godavari	3995742	1993747	2001995	823545	409579	435651	134211	65548	68663	20.61	20.54	21.76	3.36	3.29	3.43
6	Krishna	4517398	2267375	2250023	871063	435412	435651	132464	66734	65730	19.28	19.20	19.36	2.93	2.94	2.92
7	Guntur	4887813	2440521	2447292	957407	476333	481074	247089	125105	121984	19.59	19.52	19.66	5.06	5.13	4.98
8	Prakasam	3397448	1714764	1682684	787861	397242	390619	151145	76677	74468	23.19	23.17	23.21	4.45	4.47	4.43
9	SPSR Nellore	2963557	1492974	1470583	666588	332673	333915	285997	145168	140829	22.49	22.28	22.71	9.65	9.72	9.58
10	Y.S.R Kadapa	2882469	1451777	1430692	465794	232123	233671	75886	38571	37315	16.16	15.99	16.33	2.63	2.66	2.61
11	Kurnool	4053463	2039227	2014236	737945	370215	367730	82831	42052	40779	18.21	18.15	18.26	2.04	2.06	2.02
12	Anantapur	4081148	2064495	2016653	583135	292379	290756	154127	78573	75554	14.29	14.16	14.42	3.78	3.81	3.75
13	Chittoor	4174064	2090204	2083860	785760	389582	396178	159165	79756	79409	18.82	18.64	19.01	3.81	3.82	3.81
Total		49577103	24830513	24746590	8469278	4219920	4202509	2740133	1361706	1378427	17.08	16.99	16.98	5.53	5.48	5.57

Source: Census 2011

District Wise Total,Rural and Urban Total Population

Sl. No	District	Total			Rural			Urban			% of Rural Population to Total			% of Urban Population to Total		
		Persons	Male	Female	Persons	Male	Female	Persons	Male	Female	Persons	Male	Female	Persons	Male	Female
1	Srikakulam	2703114	1341738	1361376	2266411	1126888	1139523	436703	214850	221853	83.84	83.99	83.70	16.16	16.01	16.30
2	Vizianagaram	2344474	1161477	1182997	1853563	920428	933135	490911	241049	249862	79.06	79.25	78.88	20.94	20.75	21.12
3	Visakhapatnam	4290589	2138910	2151679	2254667	1113234	1141433	2035922	1025676	1010246	52.55	52.05	53.05	47.45	47.95	46.95
4	East Godavari	5285824	2633304	2652520	3971852	1985909	1985903	1313972	647395	666577	75.14	75.42	74.87	24.86	24.58	25.13
5	West Godavari	3995742	1993747	2001995	3186965	1595842	1591123	808777	397905	410872	79.76	80.04	79.48	20.24	19.96	20.52
6	Krishna	4517398	2267375	2250023	2673738	1343534	1330204	1843660	923841	919819	59.19	59.26	59.12	40.81	40.74	40.88
7	Guntur	4887813	2440521	2447292	3235075	1621491	1613584	1652738	819030	833708	66.19	66.44	65.93	33.81	33.56	34.07
8	Prakasam	3397448	1714764	1682684	2732866	1382641	1350225	664582	332123	332459	80.44	80.63	80.24	19.56	19.37	19.76
9	SPSR Nellore	2963557	1492974	1470583	2105927	1060810	1045117	857630	432164	425466	71.06	71.05	71.07	28.94	28.95	28.93
10	Y.S.R Kadapa	2882469	1451777	1430692	1903337	959693	943644	979132	492084	487048	66.03	66.10	65.96	33.97	33.90	34.04
11	Kurnool	4053463	2039227	2014236	2904177	1464569	1439608	1149286	574658	574628	71.65	71.82	71.47	28.35	28.18	28.53
12	Anantapur	4081148	2064495	2016653	2935437	1489157	1446280	1145711	575338	570373	71.93	72.13	71.72	28.07	27.87	28.28
13	Chittoor	4174064	2090204	2083860	2942678	1474052	1468626	1231386	616152	615234	70.50	70.52	70.48	29.50	29.48	29.52
Andhra Pradesh		49577103	24830513	24746590	34966693	17538248	17428405	14610410	7292265	7318145	70.53	70.63	70.43	29.47	29.37	29.57

Source: Census 2011

District Wise Total, SC & ST, Rural and Urban Literacy Rate

Sl.No.	District	Total			SC			ST			Rural			Urban		
		Persons	Male	Female	Persons	Male	Female	Persons	Male	Female	Persons	Male	Female	Persons	Male	Female
1	Srikakulam	61.74	71.61	52.08	60.78	69.78	52.20	53.36	63.46	43.74	58.51	68.86	48.35	78.36	85.97	71.06
2	Vizianagaram	58.89	68.15	49.87	58.64	67.15	50.52	46.57	55.19	38.44	53.77	63.73	44.00	78.03	84.85	71.51
3	Visakhapatnam	66.91	74.56	59.34	69.99	76.60	63.55	44.90	55.62	34.67	53.71	62.96	44.74	81.22	86.88	75.51
4	East Godavari	70.50	74.10	66.95	69.33	72.96	65.79	54.15	59.82	48.75	67.08	70.65	63.52	80.78	84.62	77.07
5	West Godavari	74.32	77.65	71.01	71.43	74.47	68.44	57.05	61.22	53.09	71.88	75.17	68.58	83.85	87.52	80.32
6	Krishna	73.74	78.30	69.18	70.46	75.31	65.64	53.69	61.07	46.24	68.64	73.71	63.56	81.13	84.96	77.30
7	Guntur	67.40	74.79	60.09	64.12	71.62	56.73	46.45	55.26	37.47	61.95	70.14	53.77	78.03	83.97	72.25
8	Prakasam	63.08	72.92	53.11	59.75	69.50	49.86	47.12	53.68	40.40	59.29	69.80	48.60	78.43	85.73	71.18
9	SPSR Nellore	68.90	75.74	61.99	65.29	72.30	58.35	42.78	46.15	39.34	63.64	71.19	56.02	81.63	86.74	76.46
10	Y.S.R Kadapa	67.30	77.78	56.77	61.20	72.19	50.34	48.76	57.39	39.89	63.15	74.72	51.49	75.33	83.72	66.94
11	Kurnool	59.97	70.10	49.78	55.26	65.91	44.61	55.04	65.23	44.60	54.94	66.15	43.61	72.49	80.04	65.01
12	Anantapur	63.57	73.02	53.97	56.29	64.85	47.72	54.98	65.44	44.24	59.21	69.41	48.77	74.69	82.32	67.06
13	Chittoor	71.53	79.83	63.28	66.28	74.75	58.02	52.66	59.36	45.97	67.01	76.34	57.72	82.26	88.12	76.45
Total		67.35	74.77	59.96	64.47	71.66	57.38	48.83	56.91	40.89	62.37	70.48	54.25	79.17	85.00	73.42

Source: Census 2011

District wise Population, Decadal Growth Rate, Sex Ratio and Density

Sl. No.	District	Population	Area (in '000 Sq.Km)	Growth Rate	Sex Ratio	Literacy	Density
1	Srikakulam	2703114	5.80	6.52	1015	61.74	463
2	Vizianagaram	2344474	6.50	4.23	1019	58.89	359
3	Visakhapatnam	4290589	11.20	11.96	1006	66.91	384
4	East Godavari	5285824	12.80	5.26	1007	70.50	413
5	West Godavari	3995742	8.50	3.58	1004	74.32	470
6	Krishna	4517398	8.70	7.87	992	73.74	518
7	Guntur	4887813	11.40	9.47	1003	67.40	429
8	Prakasam	3397448	17.60	11.05	981	63.08	193
9	SPSR Nellore	2963557	13.10	11.05	985	68.90	227
10	YSR Kadapa	2882469	15.40	10.79	985	67.30	188
11	Kurnool	4053463	17.70	14.85	988	59.97	230
12	Anantapur	4081148	19.10	12.1	977	63.57	213
13	Chittoor	4174064	15.20	11.43	997	71.53	275
Andhra Pradesh		49577103	163.00	9.21	997	67.35	304

Source: Census 2011

Child Population in the Age Group 0-6 and Proportion to Total Population

Slno	Name of the District	Population in age group 0-6			Proportion of Child Population in the Age-Group 0-6 to Total Population		
		Persons	Male	Female	Male	Female	Total
1	Srikakulam	281037	143835	137202	10.40	10.72	10.08
2	Vizianagaram	241657	123300	118357	10.31	10.62	10.00
3	Visakhapatnam	452213	230630	221583	10.54	10.78	10.30
4	East Godavari	537036	272655	264381	10.16	10.35	9.97
5	West Godavari	389157	198111	191046	9.74	9.94	9.54
6	Krishna	435884	225220	210664	9.65	9.93	9.36
7	Guntur	495729	254833	240896	10.14	10.44	9.84
8	Prakasam	378261	195753	182508	11.13	11.42	10.85
9	S.P.S Nellore	304309	156907	147402	10.27	10.51	10.02
10	Y.S.R.	331586	172902	158684	11.50	11.91	11.09
11	Kurnool	506239	261217	245022	12.49	12.81	12.16
12	Anantapur	445956	231369	214587	10.93	11.21	10.64
13	Chittoor	444572	230283	214289	10.65	11.02	10.28
Andhra Pradesh		5243636	2697015	2546621	10.58	10.86	10.29

0-6 years population for East Godavari and West Godavari Districts excludes merged villages of Khammam

Source: Census 2011

State wise Population, Literacy Rate, Sex Ratio, Density and Decadal growth

Sl. No.	State	Population	Growth Rate	Area Sq.km	Density	Sex Ratio	Literacy
1	Uttar Pradesh	199812341	20.23	240928	829	912	67.68
2	Maharashtra	112374333	15.99	307713	365	929	82.34
3	Bihar	104099452	25.42	94163	1106	918	61.80
4	West Bengal	91276115	13.84	88752	1028	950	76.26
5	Andhra Pradesh	49577103	9.21	162968	304	997	67.35
6	Madhya Pradesh	72626809	20.35	308252	236	931	69.32
7	Tamil Nadu	72147030	15.61	130060	555	996	80.09
8	Rajasthan	68548437	21.31	342239	200	928	66.11
9	Karnataka	61095297	15.60	191791	319	973	75.36
10	Gujarat	60439692	19.28	196244	308	919	78.03
11	Orissa	41974218	14.05	155707	270	979	72.87
12	Kerala	33406061	4.91	38852	860	1084	94.00
13	Jharkhand	32988134	22.42	79716	414	948	66.41
14	Assam	31205576	17.07	78438	398	958	72.19
15	Punjab	27743338	13.89	50362	551	895	75.84
16	Chhattisgarh	25545198	22.61	135192	189	991	70.28
17	Haryana	25351462	19.90	44212	573	879	75.55
18	Delhi	16787941	21.21	1483	11320	868	86.21
19	Jammu and Kashmir	12541302	23.64	222236	56	889	67.16
20	Uttarakhand	10086292	18.81	53483	189	963	78.82
21	Himachal Pradesh	6864602	12.94	55673	123	972	82.80
22	Tripura	3673917	14.84	10486	350	960	87.22
23	Meghalaya	2966889	27.95	22429	132	989	74.43
24	Manipur	2570390	12.05	22327	115	992	79.21
25	Nagaland	1978502	-0.58	16579	119	931	79.55
26	Goa	1458545	8.23	3702	394	973	88.70
27	Arunachal Pradesh	1383727	26.03	83743	17	938	65.38
28	Puducherry	1247953	28.08	490	2547	1037	85.85
29	Mizoram	1097206	23.48	21081	52	976	91.33
30	Chandigarh	1055450	17.19	114	9258	818	86.05
31	Sikkim	610577	12.89	7096	86	890	81.42
32	Andaman and Nicobar Islands	380581	6.86	8249	46	876	86.63
33	Dadra and Nagar Haveli	343709	55.88	491	700	774	76.24
34	Daman and Diu	243247	53.76	111	2191	618	87.10
35	Lakshadweep	64473	6.30	30	2149	946	91.85
36	Telangana	35003674	13.58	112	312	988	66.54
India		1210569573	17.70	3287240	382	943	73.00

Source: Census 2011

Projected Age Group Population - 2021-22 - All

Sl. No.	Name of the District	6-10 Age Group Population			11-13 Age Group Population			14-15 Age Group Population		
		Male	Female	Total	Male	Female	Total	Male	Female	Total
1	Srikakulam	105681	96329	202010	64819	61197	126016	45847	43385	89232
2	Vizianagaram	89747	82752	172499	54901	52318	107219	38175	37456	75631
3	Visakhapatnam	164102	151883	315985	98439	94849	193288	67965	66212	134177
4	East Godavari	190254	178036	368290	112244	111753	223998	79204	79615	158818
5	West Godavari	140952	131805	272757	85924	85455	171379	61108	59940	121048
6	Krishna	158201	145432	303633	96591	92688	189279	73121	68698	141819
7	Guntur	183447	166757	350204	109770	104624	214394	78188	74230	152418
8	Prakasam	141535	128526	270061	79922	76487	156409	56160	50915	107075
9	Nellore	111695	101618	213313	67565	63277	130842	47748	43067	90815
10	Cuddapah	119863	107930	227793	66526	63886	130411	46676	44375	91051
11	Kurnool	186872	172070	358943	107730	103463	211193	76649	70463	147112
12	Anantapur	161635	148240	309875	96109	90645	186754	68581	64864	133445
13	Chittoor	156016	142623	298639	92460	88357	180817	65577	62779	128356
Total		1910000	1754000	3664000	1133000	1089000	2222000	805000	766000	1571000

Source: Census 2011 & MHRD

Projected Age Group Population - 2021-22 - SC

Sl. No.	Name of the District	6-10 Age Group Population			11-13 Age Group Population			14-15 Age Group Population		
		Male	Female	Total	Male	Female	Total	Male	Female	Total
1	Srikakulam	10216	9474	19691	6600	6741	13340	4753	4879	9632
2	Vizianagaram	9422	8952	18373	6104	6403	12506	4388	4640	9028
3	Visakhapatnam	12310	11698	24008	7950	7881	15830	5475	5597	11072
4	East Godavari	37779	35690	73469	22420	22786	45206	16010	16560	32570
5	West Godavari	32328	30857	63185	19972	20507	40479	13878	14141	28019
6	Krishna	34399	32445	66844	20891	21055	41946	14375	14523	28897
7	Guntur	39543	36817	76360	23213	23299	46512	15748	15893	31641
8	Prakasam	36763	34623	71386	20496	20672	41168	14066	13125	27191
9	Nellore	26828	25244	52072	17140	16453	33594	11554	11084	22639
10	Cuddapah	21090	19715	40804	11868	11793	23661	8156	7964	16120
11	Kurnool	35624	33550	69173	20609	20242	40851	15213	13835	29048
12	Anantapur	20187	19909	40096	14789	14819	29607	10620	10656	21276
13	Chittoor	31066	29301	60367	18419	18774	37193	12661	12574	25234
Total		347553	328275	675828	210470	211423	421893	146895	145472	292367

Source: Census 2011 & MHRD

Projected Age Group Population - 2021-22 - ST

S.NO	Name of the District	6-10 Age Group Population			11-13 Age Group Population			14-15 Age Group Population		
		Male	Female	Total	Male	Female	Total	Male	Female	Total
1	Srikakulam	7875	7404	15279	5061	4989	10051	3322	3392	6714
2	Vizianagaram	11800	11012	22813	7071	6695	13767	4580	4746	9326
3	Visakhapatnam	29781	28115	57895	17132	16755	33887	11392	11365	22758
4	East Godavari	9300	8836	18136	5385	5435	10820	3792	3960	7753
5	West Godavari	4869	4531	9400	2889	2997	5886	2035	2058	4093
6	Krishna	6223	5712	11935	3622	3348	6970	2529	2273	4801
7	Guntur	12752	11360	24112	6475	5929	12404	4349	3718	8067
8	Prakasam	8922	7878	16800	4052	3581	7633	2534	2301	4836
9	Nellore	14356	12596	26952	7066	6356	13421	4924	4186	9110
10	Cuddapah	4124	3462	7586	1923	1713	3635	1333	1139	2472
11	Kurnool	4514	4255	8770	2688	2445	5133	1848	1561	3410
12	Anantapur	7212	6218	13430	4083	3824	7906	2790	2643	5434
13	Chittoor	7591	6882	14473	4090	3833	7923	2733	2528	5261
Total		129320	118261	247581	71536	67901	139436	48163	45869	94032

Source: Census 2011 & MHRD

Type wise and Management wise Schools - 2021-22

Management	Type of School	Only Primary (I-V)	Primary with Upper Primary (I-VII/VIII)	Primary with Upper Primary, Sec & Higher Sec (I-XII)	Upper Primary with Sec & Higher Sec (VI-XII)	Primary with Upper Primary & Sec (I-X)	Upper Primary with Secondary (VI-X)	Upper Primary only(VI-VIII)	Total
Central Government	Boys	0	0	0	0	0	1	0	1
	Girls	0	0	0	0	0	0	0	0
	Co.Education	1	2	3	4	32	16	0	58
	Total	1	2	3	4	32	17	0	59
State Government	Boys	0	12	51	2	287	32	0	384
	Girls	2	17	167	148	243	187	0	764
	Co.Education	2063	90	7	167	68	217	7	2619
	Total	2065	119	225	317	598	436	7	3767
Local body	Boys	6	0	0	0	0	43	0	49
	Girls	9	1	0	0	5	199	0	214
	Co.Education	31662	3982	1	0	514	4307	3	40469
	Total	31677	3983	1	0	519	4549	3	40732
Private Aided	Boys	4	0	0	0	1	12	0	17
	Girls	8	1	0	0	0	47	0	56
	Co.Education	867	162	0	1	6	303	1	1340
	Total	879	163	0	1	7	362	1	1413
Private Unaided	Boys	4	1	0	0	3	6	0	14
	Girls	5	1	1	0	4	11	0	22
	Co.Education	3717	4018	16	0	1567	3746	38	13102
	Total	3726	4020	17	0	1574	3763	38	13138
Sub Total	Boys	14	13	51	2	291	94	0	465
	Girls	24	20	168	148	252	444	0	1056
	Co.Education	38310	8254	27	172	2187	8589	49	57588
	Total	38348	8287	246	322	2730	9127	49	59109

Type wise and Management wise Schools - 2021-22

Management	Type of School	Only Primary (I-V)	Primary with Upper Primary (I-VII/VIII)	Primary with Upper Primary, Sec & Higher Sec (I-XII)	Upper Primary with Sec & Higher Sec (VI-XII)	Primary with Upper Primary & Sec (I-X)	Upper Primary with Secondary (VI-X)	Upper Primary only(VI-VIII)	Total
Others*	Boys	0	0	0	0	1	0	0	1
	Girls	0	0	0	0	0	0	0	0
	Co.Education	20	7	0	0	2	2	0	31
	Total	20	7	0	0	3	2	0	32
Unrecognised	Boys	0	1	0	0	0	0	1	2
	Girls	0	0	0	0	0	0	0	0
	Co.Education	7	32	0	0	4	0	0	43
	Total	7	33	0	0	4	0	1	45
Madarasas	Boys	15	21	0	0	3	0	1	40
	Girls	4	19	0	0	1	1	0	25
	Co.Education	36	58	0	0	5	1	1	101
	Total	55	98	0	0	9	2	2	166
Sub Total	Boys	15	22	0	0	4	0	2	43
	Girls	4	19	0	0	1	1	0	25
	Co.Education	63	97	0	0	11	3	1	175
	Total	82	138	0	0	16	4	3	243
Grand Total	Boys	29	35	51	2	295	94	2	508
	Girls	28	39	168	148	253	445	0	1081
	Co.Education	38373	8351	27	172	2198	8592	50	57763
	Total	38430	8425	246	322	2746	9131	52	59352

Source:UDISE Plus 2021-22

*Others:NCLP,Other AIE Centers & Hindi Mahavidyalayas

Type wise and Management Wise Enrolment - 2021-22(I-X Classes)

Management	Boys/ Girls	Only Primary (I-V)	Primary with Upper (I-VII/VIII)	Primary with Upper Primary, Sec & Higher Sec (I-XII)	Upper Primary with , Sec & Higher Sec(VI-XII)	Primary with Upper Primary & Sec (I-X)	Upper Primary with Secondary (VI-X)	Upper Primmary (VI-VIII)	Total
Central Government	Boys	17	372	1692	1124	13926	3568	0	20699
	Girls	14	294	1707	475	13245	2160	0	17895
	Total	31	666	3399	1599	27171	5728	0	38594
State Government	Boys	25725	5374	23305	37213	87830	72454	568	252469
	Girls	26881	6940	58580	60029	85514	80089	552	318585
	Total	52606	12314	81885	97242	173344	152543	1120	571054
Local Bodies	Boys	876396	246812	45	0	78118	736285	179	1937835
	Girls	866681	243047	47	0	71139	699571	127	1880612
	Total	1743077	489859	92	0	149257	1435856	306	3818447
Private Aided	Boys	30288	9897	0	351	879	35332	20	76767
	Girls	31721	9944	0	269	435	41172	27	83568
	Total	62009	19841	0	620	1314	76504	47	160335
Private Unaided	Boys	401962	256303	2901	0	355383	456839	702	1474090
	Girls	318757	201966	1868	0	290686	342673	498	1156448
	Total	720719	458269	4769	0	646069	799512	1200	2630538
Sub Total	Boys	1334388	518758	27943	38688	536136	1304478	1469	3761860
	Girls	1244054	462191	62202	60773	461019	1165665	1204	3457108
	Total	2578442	980949	90145	99461	997155	2470143	2673	7218968
Others*	Boys	387	121	0	0	92	36	0	636
	Girls	390	136	0	0	87	12	0	625
	Total	777	257	0	0	179	48	0	1261
Unrecognised	Boys	311	1751	0	0	432	0	0	2494
	Girls	282	1324	0	0	254	0	0	1860
	Total	593	3075	0	0	686	0	0	4354
Madarasas	Boys	1068	3127	0	0	261	12	6	4474
	Girls	775	4655	0	0	437	135	18	6020
	Total	1843	7782	0	0	698	147	24	10494
Sub Total	Boys	1766	4999	0	0	785	48	6	7604
	Girls	1447	6115	0	0	778	147	18	8505
	Total	3213	11114	0	0	1563	195	24	16109
Grand Total	Boys	1336154	523757	27943	38688	536921	1304526	1475	3769464
	Girls	1245501	468306	62202	60773	461797	1165812	1222	3465613
	Total	2581655	992063	90145	99461	998718	2470338	2697	7235077

Source:UDISE Plus 2021-22

Type wise and Stage wise Enrolment - 2021-22 (I-X Classes)

Enrolment Stage	Type of School	Only Primary (I-V)	Primary with Upper Primary (I-VII/VIII)	Primary with Upper Primary, Sec & Higher Sec(I-XII)	Upper Primary with , Sec & Higher Sec (VI-XII)	Primary with Upper Primary & Sec (I-X)	Upper Primary with Secondary (VI-X)	Upper Primmary (VI-VIII)	Total
I-V	Boys	1334388	388257	4983	0	209544	0	0	1937172
	Girls	1244054	343890	8112	0	180251	0	0	1776307
	Total	2578442	732147	13095	0	389795	0	0	3713479
VI-VIII	Boys	0	130501	13633	23080	199266	762618	1469	1130567
	Girls	0	118301	32162	36285	169067	677076	1204	1034095
	Total	0	248802	45795	59365	368333	1439694	2673	2164662
IX-X	Boys	0	0	9327	15608	127326	541860	0	694121
	Girls	0	0	21928	24488	111701	488589	0	646706
	Total	0	0	31255	40096	239027	1030449	0	1340827
XI-XII	Boys	0	0	0	0	0	0	0	0
	Girls	0	0	0	0	0	0	0	0
	Total	0	0	0	0	0	0	0	0
Total Recognised	Boys	1334388	518758	27943	38688	536136	1304478	1469	3761860
	Girls	1244054	462191	62202	60773	461019	1165665	1204	3457108
	Total	2578442	980949	90145	99461	997155	2470143	2673	7218968
I-V	Boys	1766	3494	0	0	334	0	0	5594
	Girls	1447	3992	0	0	281	0	0	5720
	Total	3213	7486	0	0	615	0	0	11314
VI-VIII	Boys	0	1505	0	0	286	42	6	1839
	Girls	0	2123	0	0	343	49	18	2533
	Total	0	3628	0	0	629	91	24	4372
IX-X	Boys	0	0	0	0	165	6	0	171
	Girls	0	0	0	0	154	98	0	252
	Total	0	0	0	0	319	104	0	423
XI-XII	Boys	0	0	0	0	0	0	0	0
	Girls	0	0	0	0	0	0	0	0
	Total	0	0	0	0	0	0	0	0
Total Unrecognised	Boys	1766	4999	0	0	785	48	6	7604
	Girls	1447	6115	0	0	778	147	18	8505
	Total	3213	11114	0	0	1563	195	24	16109
Grand total	Boys	1336154	523757	27943	38688	536921	1304526	1475	3769464
	Girls	1245501	468306	62202	60773	461797	1165812	1222	3465613
	Total	2581655	992063	90145	99461	998718	2470338	2697	7235077

Type wise and Management wise Teachers - 2021-22

===== Educational Statistics 2021-22 =====

Management	Teacher Type	Only Primary (I-V)	Primary with Upper Primary (I-VII/VIII)	Primary with Upper Primary, Sec & Higher Sec (I-XII)	Upper Primary with , Sec & Higher Sec (VI-XII)	Primary with Upper Primary & Sec (I-X)	Upper Primary with Secondary (VI-X)	Upper Primary Only(VI-VIII)	Total
Central Government	Men	1	6	63	44	317	202	0	633
	Women	0	1	33	21	269	84	0	408
	Total	1	7	96	65	586	286	0	1041
State Government	Men	1834	373	910	1349	3574	2919	21	10980
	Women	837	297	2450	2764	3365	3429	17	13159
	Total	2671	670	3360	4113	6939	6348	38	24139
Local Bodies	Men	36103	12781	1	0	3847	35468	8	88208
	Women	32107	10734	1	0	2131	25847	7	70827
	Total	68210	23515	2	0	5978	61315	15	159035
Private Aided	Men	860	331	0	15	18	1119	3	2346
	Women	928	279	0	9	25	1229	0	2470
	Total	1788	610	0	24	43	2348	3	4816
Private Unaided	Men	4561	7709	189	0	7615	18103	92	38269
	Women	20666	16490	150	0	14869	14237	83	66495
	Total	25227	24199	339	0	22484	32340	175	104764
Sub Total	Men	43359	21200	1163	1408	15371	57811	124	140436
	Women	54538	27801	2634	2794	20659	44826	107	153359
	Total	97897	49001	3797	4202	36030	102637	231	293795
Others*	Men	7	3	0	0	2	0	0	12
	Women	29	8	0	0	8	4	0	49
	Total	36	11	0	0	10	4	0	61
Unrecognised	Men	9	52	0	0	18	0	1	80
	Women	16	102	0	0	15	0	0	133
	Total	25	154	0	0	33	0	1	213
Madarasas	Men	43	91	0	0	14	0	2	150
	Women	67	196	0	0	13	3	6	285
	Total	110	287	0	0	27	3	8	435
Sub Total	Men	59	146	0	0	34	0	3	242
	Women	112	306	0	0	36	7	6	467
	Total	171	452	0	0	70	7	9	709
Grand Total	Men	43418	21346	1163	1408	15405	57811	127	140678
	Women	54650	28107	2634	2794	20695	44833	113	153826
	Total	98068	49453	3797	4202	36100	102644	240	294504

Source: UDISE Plus 2021-22

*Others: NCLP, Other AIE Centers & Hindi Mahavidyalayas

Type wise and Medium wise Exclusive Schools - 2021-22

Sl.No.	Medium	Only Primary (I-V)	Primary with Upper Primary (I-VII/VIII)	Primary with Upper Primary, Sec & Higher Sec (I-XII)	Upper Primary with , Sec & Higher Sec (VI-XII)	Primary with Upper Primary & Sec (I-X)	Upper Primary with Sec (VI-X)	Upper Primary(VI-VIII)	Total
1	Hindi	0	1	0	0	0	1	0	2
2	Kannada	9	1	0	0	0	7	0	17
3	Oriya	55	9	0	0	0	7	0	71
4	Tamil	8	0	0	0	0	2	0	10
5	Telugu	8735	852	1	1	261	1373	6	11229
6	Urdu	454	192	0	0	22	39	1	708
7	English	3072	2075	156	228	988	2553	23	9095
TOTAL		12333	3130	157	229	1271	3982	30	21132

Source:UDISE Plus 2021-22

Type Wise and Medium combination wise Parallel Media Schools - 2021-22

Sl. No.	Medium Combination	Only Primary (I-V)	Primary with Upper Primary (I-VII/VIII)	Primary with Upper Primary, Sec & Higher Sec (I-XII)	Upper Primary with , Sec & Higher Sec (VI-XII)	Primary with Upper Primary & Sec (I-X)	Upper Primary with Sec (VI-X)	Upper Primary(VI-VIII)	Total
1	English-Hindi	13	15	1	0	22	13	0	64
2	English-Oriya	2	1	0	0	0	0	0	3
3	English-Tamil	6	2	0	0	0	0	0	8
4	English-Telugu	4519	1147	36	22	358	770	8	6860
5	English-Urdu	32	13	0	0	3	3	1	52
6	English-Kanada	0	0	0	0	0	1	0	1
7	English-Sanskrit	0	0	0	0	1	0	0	1
8	Eng-Oriya-Tel	2	2	0	0	0	1	0	5
9	Eng-Tel-Hin	447	428	19	27	160	293	4	1378
10	Eng-Urdu-Tel	41	20	0	1	6	6	0	74
11	Eng-Kanada-Telugu	4	4	0	0	0	0	0	8
12	Eng-Hindi-Urdu	0	1	0	0	0	0	0	1
13	Eng-Hindi-Sanskrit	1	0	1	0	3	1	0	6
14	Eng -Sanskrit- Tel	4	3	0	0	1	1	0	9
15	Eng-Tamil-Telugu	3	2	0	0	0	2	0	7
16	Eng-Hindi-Tamil	0	1	0	0	0	1	0	2
17	Eng-Hindi-Kan-Tel	29	15	1	3	2	13	1	64
18	Eng-Hindi-Kan-Urdu	1	0	0	0	0	0	0	1
19	Eng-Hindi-Oriya-Tamil	0	0	0	0	0	1	0	1
20	Eng-Hindi-Oriya-Tel	7	7	0	1	5	3	0	23
21	Eng-Hin-Sanskrt-Tam	1	1	0	1	0	0	0	3
22	Eng-Hindi-Sanskrt-Tel	135	107	4	11	76	99	1	433
23	Eng-Hin-Sanskrt-Urdu	1	4	0	0	0	0	0	5
24	Eng-Hindi-Tamil-Tel	20	22	1	0	7	17	0	67
25	Eng-Hindi-Tel-Urdu	136	108	2	1	41	78	0	366
26	Eng-Kan-Oriya-Urdu	0	1	0	0	0	0	0	1
27	Eng-Kan-Tel-Urdu	1	0	0	0	0	1	0	2
28	Eng-Oriya-Sanskrt-Tel	0	0	0	0	1	0	0	1
29	Eng-Oriya-Tel-Urdu	1	0	0	0	0	1	0	2
30	Eng-Sanskrt-Tamil-Tel	1	2	0	0	0	1	0	4
31	Eng -Sanskrit- Tel-Urdu	2	2	0	0	0	3	0	7
32	Eng-Tamil-Tel-Urdu	1	0	0	0	0	1	0	2
33	Kanada-Eng	25	4	0	0	0	0	0	29

Type Wise and Medium combination wise Parallel Media Schools - 2021-22

Sl. No.	Medium Combination	Only Primary (I-V)	Primary with Upper Primary (I-VII/VIII)	Primary with Upper Primary, Sec & Higher Sec (I-XII)	Upper Primary with , Sec & Higher Sec (VI-XII)	Primary with Upper Primary & Sec (I-X)	Upper Primary with Sec (VI-X)	Upper Primary(VI-VIII)	Total
34	Kan-Eng-Tel	2	1	0	0	1	7	0	11
35	Kan-Tel-Urdu-Eng	0	0	0	0	0	1	0	1
36	Kan-Tel-Eng-Hindi	1	1	0	0	0	0	0	2
37	Kan-Tel-Eng-sanskrit	1	0	0	0	0	0	0	1
38	Oriya-Telugu	2	2	0	0	0	0	0	4
39	Oriya-Eng	15	3	0	0	0	0	0	18
40	Oriya-Tel-Eng	4	7	0	0	2	1	0	14
41	Oriya-Hindi-Eng	3	0	0	0	0	0	0	3
42	Oriya-Tel-Eng-Hindi	2	1	0	0	0	0	0	3
43	Tamil-English	18	0	0	0	0	4	0	22
44	Tamil-Telugu	7	0	0	0	1	0	0	8
45	Tamil-Eng-Tel	4	2	0	0	0	0	0	6
46	Tamil-Hindi-Eng	3	0	0	0	0	0	0	3
47	Tamil-Urdu	1	0	0	0	0	0	0	1
48	Tamil-Hindi- Eng- Tel	1	0	0	0	0	0	0	1
49	Tel-English-Kan	11	2	0	0	0	1	0	14
50	Tel-English-Oriya	51	5	0	0	0	16	0	72
51	Tel-English-Tamil	13	2	0	0	0	11	0	26
52	Tel-Eng-Hindi	1655	480	10	8	165	368	0	2686
53	Tel- Eng-Sanskrit	4	0	0	0	0	2	0	6
54	Tel-Eng-Urdu	108	22	2	1	10	28	0	171
55	Tel-Hindi-Tamil	0	1	0	0	0	0	0	1
56	Tel- Eng - Urdu-Hindi	219	43	0	2	13	28	0	305
57	Telugu-English	17316	2504	12	14	506	3258	5	23615
58	Telugu-Kan	1	0	0	0	0	1	0	2
59	Telugu-Oriya	13	5	0	0	0	5	0	23
60	Telugu-Tamil	3	2	0	0	0	1	0	6
61	Telugu-Urdu	26	5	0	0	0	2	0	33
62	Telugu-Hindi	36	4	0	0	3	2	0	45
63	Telugu-Sanskrit	1	0	0	0	0	0	0	1
64	Tel-Hindi-Sanskrit	0	0	0	0	2	0	0	2
65	Tel-Hindi-Urdu	3	1	0	0	0	0	0	4

Type Wise and Medium combination wise Parallel Media Schools - 2021-22

Sl. No.	Medium Combination	Only Primary (I-V)	Primary with Upper Primary (I-VII/VIII)	Primary with Upper Primary, Sec & Higher Sec (I-XII)	Upper Primary with , Sec & Higher Sec (VI-XII)	Primary with Upper Primary & Sec (I-X)	Upper Primary with Sec (VI-X)	Upper Primary(VI-VIII)	Total
66	Tel-Kan-Urdu	1	0	0	0	0	0	0	1
67	Tel-Kan-Sanskrit-Eng	4	0	0	0	0	0	0	4
68	Tel-Odiya-Tamil-Eng	1	0	0	0	0	0	0	1
69	Tel-Sanskrit-Urdu-Eng	7	2	0	0	2	2	0	13
70	Tel-Tamil-Urdu-Eng	2	0	0	0	1	0	0	3
71	Tel -Hindi-Kan-Urdu	1	0	0	0	0	0	0	1
72	Tel-Hindi-Odiya-Eng	125	8	0	0	9	3	0	145
73	Tel-Hindi-Kan-Eng	49	6	0	0	1	2	0	58
74	Tel-Hindi-Sanskrit-Eng	376	56	0	1	36	57	1	527
75	Tel-Hinid-Tamil- Eng	54	9	0	0	1	3	0	67
76	Tel-Kan-Tamil-Eng	1	0	0	0	0	0	0	1
77	Tel-Odiya-Sanskrt-Eng	1	0	0	0	0	0	0	1
78	Tel-Tamil-Sankrt-Eng	1	0	0	0	0	0	0	1
79	Tel-Kan-Urdu-Eng	5	0	0	0	0	0	0	5
80	Tel-Oriya-Urdu-Eng	1	0	0	0	0	0	0	1
81	Urdu-English	273	103	0	0	16	25	1	418
82	Urud-Tel	34	17	0	0	0	0	0	51
83	Urdu-Eng-Tel	138	59	0	0	9	7	0	213
84	Urdu-Eng-Hindi	1	3	0	0	0	0	0	4
85	Urdu-Tel-Hindi	5	0	0	0	0	0	0	5
86	Urdu-Eng-Tel-Hindi	37	20	0	0	0	0	0	57
87	Urdu-Kan-Tel-Eng	1	0	0	0	0	0	0	1
88	Urdu-San-Tel -Eng	0	0	0	0	1	0	0	1
89	Hindi-English	5	3	0	0	1	0	0	9
90	Hindi-Telugu	2	0	0	0	0	0	0	2
91	Hindi-English-Tel	10	1	0	0	7	2	0	20
92	Hindi-Tel-Urdu-Eng	1	3	0	0	0	0	0	4
93	Hindi-Kanada-Tel-Eng	1	0	0	0	0	0	0	1
94	Hindi-Sankrt-Tel-Eng	0	0	0	0	1	0	0	1
95	Hindi Sanskrt - Eng	0	0	0	0	0	1	0	1
96	Sanskrit-Tel	0	0	0	0	0	1	0	1
97	Sanskrit -Hindi-Tel	1	0	0	0	0	0	0	1
98	Sanskrit-Hindi- Eng	0	0	0	0	0	1	0	1
TOTAL		26097	5295	89	93	1474	5150	22	38220

Source:UDISE Plus data 2021-22

Type wise and Medium wise Enrolment in Exclusive Medium Schools - 2021-22

Sl. No	Medium	Only Primary (I-V)	Primary with Upper Primary (I-VII/VIII)	Primary with Upper Primary, Sec & Higher Sec (I-XII)	Upper Primary with , Sec & Higher Sec (VI-XII)	Primary with Upper Primary & Sec (I-X)	Upper Primary with Sec (VI-X)	Upper Primary(VI-VIII)	Total
1	Hindi	0	74	0	0	0	52	0	126
2	Kannada	776	339	0	0	0	1317	0	2432
3	Oriya	1951	608	0	0	0	1039	0	3598
4	Tamil	125	0	0	0	0	212	0	337
5	Telugu	313416	90873	34	478	55180	208930	320	669231
6	Urdu	15757	14049	0	0	3243	4572	0	37621
7	English	512313	237993	59895	75090	396630	596165	1526	1879612
	Total	844338	343936	59929	75568	455053	812287	1846	2592957

Type wise and Medium wise Enrolment in Parallel Media Schools - 2021-22

Sl. No	Medium	Only Primary (I-V)	Primary with Upper Primary (I-VII/VIII)	Primary with Upper Primary, Sec & Higher Sec (I-XII)	Upper Primary with , Sec & Higher Sec (VI-XII)	Primary with Upper Primary & Sec (I-X)	Upper Primary with Sec (VI-X)	Upper Primary(VI-VIII)	Total
1	Hindi	2895	917	0	0	8949	835	0	13596
2	Kannada	4744	1218	0	0	525	6313	0	12800
3	Oriya	837	1152	0	0	455	80	0	2524
4	Tamil	2064	219	0	0	39	1022	0	3344
5	Telugu	1253026	399948	5841	6770	265661	1284438	97	3215781
6	Urdu	23835	21282	0	0	7103	7594	6	59820
7	English	449881	223391	24375	17123	260933	357287	748	1333738
8	Sanskrit	35	0	0	0	0	482	0	517
	Total	1737317	648127	30216	23893	543665	1658051	851	4642120

Type Wise and Medium Wise Enrolment in Exclusive & Parallel Schools - 2021-22

Sl. No	Medium	Only Primary (I-V)	Primary with Upper Primary (I-VII/VIII)	Primary with Upper Primary, Sec & Higher Sec (I-XII)	Upper Primary with , Sec & Higher Sec (VI-XII)	Primary with Upper Primary & Sec (I-X)	Upper Primary with Sec (VI-X)	Upper Primary(VI-VIII)	Total
1	Hindi	2895	991	0	0	8949	887	0	13722
2	Kannada	5520	1557	0	0	525	7630	0	15232
3	Oriya	2788	1760	0	0	455	1119	0	6122
4	Tamil	2189	219	0	0	39	1234	0	3681
5	Telugu	1566442	490821	5875	7248	320841	1493368	417	3885012
6	Urdu	39592	35331	0	0	10346	12166	6	97441
7	English	962194	461384	84270	92213	657563	953452	2274	3213350
8	Sanskrit	35	0	0	0	0	482	0	517
	Total	2581655	992063	90145	99461	998718	2470338	2697	7235077

Source:UDISE Plus Data 2021-22

Class Wise and Medium Wise Enrolment - 2021-22

Class/ Medium	Hindi	Kannada	Oriya	Tamil	Telugu	Urdu	English	Sanskrit	Total
I	1351	1174	664	395	331406	11396	276506	6	622898
II	1608	1566	743	436	416276	13816	318516	7	752968
III	1687	1498	884	513	440521	14535	348327	7	807972
IV	1680	1342	770	525	417797	13751	334827	4	770696
V	1668	1293	915	490	401165	13032	351685	11	770259
VI	1272	2006	560	288	387409	8201	329972	93	729801
VII	1178	1825	521	263	390906	7906	324539	85	727223
VIII	1107	1771	435	308	384722	6416	317145	106	712010
IX	1110	1472	301	230	366035	4522	309114	85	682869
X	1061	1285	329	233	348775	3866	302719	113	658381
Total (I - X)	13722	15232	6122	3681	3885012	97441	3213350	517	7235077

Source:UDISE Plus data 2021-22

Class wise and Caste wise Enrolment - 2021-22

Class	SC Enrolment			ST Enrolment			BC Enrolment			ALL Enrolment		
	Boys	Girls	Total	Boys	Girls	Total	Boys	Girls	Total	Boys	Girls	Total
I	62607	58378	120985	24122	22786	46908	171072	154990	326062	325990	296908	622898
II	77013	72071	149084	28721	27309	56030	208100	188722	396822	393282	359686	752968
III	83990	79132	163122	31772	30546	62318	218690	199414	418104	420790	387182	807972
IV	77979	74278	152257	29341	27923	57264	207512	191742	399254	399787	370909	770696
V	79513	74786	154299	30416	28007	58423	205663	188107	393770	402917	367342	770259
VI	74043	69129	143172	26046	24189	50235	199884	178920	378804	384405	345396	729801
VII	73385	69977	143362	25126	23417	48543	194657	178569	373226	378912	348311	727223
VIII	73385	68972	142357	23147	21747	44894	188904	175882	364786	369089	342921	712010
IX	68009	65810	133819	20527	19790	40317	180568	167761	348329	353951	328918	682869
X	65871	63559	129430	18106	18280	36386	173663	161526	335189	340341	318040	658381
(I-X)	735795	696092	1431887	257324	243994	501318	1948713	1785633	3734346	3769464	3465613	7235077

Source: UDISE Plus data 2021-22

Management wise Primary (I-V) Schools - 2021-22

Sl.No	District	Central Government	State Government	Local Bodies	Private Aided	Private Unaided	Others*	Unrecognised	Madarasas	Total
1	Srikakulam	0	216	2147	2	108	0	0	0	2473
2	Vizianagaram	0	395	1740	43	146	0	0	0	2324
3	Visakhapatnam	0	761	2495	34	227	0	0	5	3522
4	East Godavari	0	341	2948	43	386	0	2	0	3720
5	West Godavari	0	108	2231	123	211	0	0	0	2673
6	Krishna	0	3	1904	189	307	0	1	1	2405
7	Guntur	0	34	2472	155	225	19	1	10	2916
8	Prakasam	0	64	2426	119	265	0	0	4	2878
9	Nellore	1	24	2593	27	318	0	0	6	2969
10	Cuddapah	0	6	2508	56	356	0	0	3	2929
11	Kurnool	0	65	1813	51	374	1	0	20	2324
12	Anantapur	0	7	2728	20	348	0	1	5	3109
13	Chittoor	0	41	3672	17	455	0	2	1	4188
Total		1	2065	31677	879	3726	20	7	55	38430

Source: UDISE Plus data 2021-22

*Others: NCLP, Other AIE Centers & Hindi Mahavidyalayas

Management wise Upper Primary (I-VII/VIII) Schools 2021-22

Sl.No	District	Central Government	State Government	Local Bodies	Private Aided	Private Unaided	Others*	Unrecognised	Madarasas	Total
1	Srikakulam	0	7	407	1	154	0	1	0	570
2	Vizianagaram	0	8	198	2	170	0	0	0	378
3	Visakhapatnam	0	45	227	6	384	0	4	6	672
4	East Godavari	0	29	262	16	497	0	4	1	809
5	West Godavari	0	0	238	6	393	0	1	0	638
6	Krishna	0	2	356	36	328	5	2	6	735
7	Guntur	0	3	270	23	364	0	4	8	672
8	Prakasam	2	8	282	28	187	0	0	2	509
9	Nellore	0	1	298	6	219	0	0	13	537
10	Cuddapah	0	2	260	21	259	0	0	13	555
11	Kurnool	0	5	331	10	487	2	1	32	868
12	Anantapur	0	1	429	3	349	0	11	12	805
13	Chittoor	0	8	425	5	229	0	5	5	677
Total		2	119	3983	163	4020	7	33	98	8425

Source:UDISE Plus data 2021-22

*Others:NCLP,Other AIE Centers & Hindi Mahavidyalayas

Management wise Primary With Upper Primary,Secondary & Higher Secondary (I-XII) Schools-2021-22

Sl.No	District	Central Government	State Government	Local Bodies	Private Aided	Private Unaided	Others*	Unrecognised	Madarasas	Total
1	Srikakulam	0	24	0	0	0	0	0	0	24
2	Vizianagaram	0	23	0	0	1	0	0	0	24
3	Visakhapatnam	0	41	0	0	1	0	0	0	42
4	East Godavari	0	11	0	0	0	0	0	0	11
5	West Godavari	0	6	0	0	0	0	0	0	6
6	Krishna	1	11	0	0	1	0	0	0	13
7	Guntur	1	8	0	0	2	0	0	0	11
8	Prakasam	0	13	1	0	0	0	0	0	14
9	Nellore	1	16	0	0	4	0	0	0	21
10	Cuddapah	0	23	0	0	3	0	0	0	26
11	Kurnool	0	15	0	0	0	0	0	0	15
12	Anantapur	0	17	0	0	3	0	0	0	20
13	Chittoor	0	17	0	0	2	0	0	0	19
Total		3	225	1	0	17	0	0	0	246

Source:UDISE Plus data 2021-22

*Others:NCLP,Other AIE Centers & Hindi Mahavidyalayas

Management wise Upper Primary with Secondary/Higher Secondary (VI-XII) Schools 2021-22

Sl.No	District	Central Government	State Government	Local Bodies	Private Aided	Private Unaided	Others*	Unrecognised	Madarasas	Total
1	Srikakulam	0	22	0	0	0	0	0	0	22
2	Vizianagaram	1	37	0	0	0	0	0	0	38
3	Visakhapatnam	0	20	0	0	0	0	0	0	20
4	East Godavari	1	13	0	0	0	0	0	0	14
5	West Godavari	0	0	0	0	0	0	0	0	0
6	Krishna	0	2	0	0	0	0	0	0	2
7	Guntur	0	22	0	0	0	0	0	0	22
8	Prakasam	0	24	0	0	0	0	0	0	24
9	Nellore	0	16	0	1	0	0	0	0	17
10	Cuddapah	0	30	0	0	0	0	0	0	30
11	Kurnool	1	59	0	0	0	0	0	0	60
12	Anantapur	1	43	0	0	0	0	0	0	44
13	Chittoor	0	29	0	0	0	0	0	0	29
Total		4	317	0	1	0	0	0	0	322

Source: UDISE Plus data 2021-22

*Others: NCLP, Other AIE Centers & Hindi Mahavidyalayas

Management wise Primary With Upper Primary & Secondary (I-X) Schools 2021-22

Sl.No	District	Central Government	State Government	Local Bodies	Private Aided	Private Unaided	Others*	Unrecognised	Madarasas	Total
1	Srikakulam	1	56	1	0	88	0	0	0	146
2	Vizianagaram	1	68	34	0	10	0	0	0	113
3	Visakhapatnam	9	134	1	1	319	0	0	1	465
4	East Godavari	2	48	23	0	195	0	0	0	268
5	West Godavari	1	45	0	2	197	0	0	2	247
6	Krishna	2	20	1	1	209	3	0	2	238
7	Guntur	4	41	4	0	362	0	0	1	412
8	Prakasam	1	36	1	0	74	0	0	1	113
9	Nellore	2	28	87	1	16	0	0	0	134
10	Cuddapah	2	25	211	1	48	0	0	0	287
11	Kurnool	1	29	101	0	18	0	0	1	150
12	Anantapur	3	36	54	0	13	0	3	0	109
13	Chittoor	3	32	1	1	25	0	1	1	64
Total		32	598	519	7	1574	3	4	9	2746

Source: UDISE Plus Data 2021-22

*Others: NCLP, Other AIE Centers & Hindi Mahavidyalayas

Management wise Upper Primary With Secondary (VI-X) Schools 2021-22

Sl.No	District	Central Government	State Government	Local Bodies	Private Aided	Private Unaided	Others*	Unrecognised	Madarasas	Total
1	Srikakulam	1	41	347	0	124	0	0	0	513
2	Vizianagaram	1	17	211	5	145	0	0	0	379
3	Visakhapatnam	1	33	295	24	266	0	0	0	619
4	East Godavari	1	62	514	33	306	0	0	0	916
5	West Godavari	1	18	395	32	219	0	0	0	665
6	Krishna	1	14	384	47	347	2	0	1	796
7	Guntur	1	29	379	70	192	0	0	0	671
8	Prakasam	2	47	343	51	277	0	0	0	720
9	Nellore	3	17	248	9	350	0	0	0	627
10	Cuddapah	1	13	123	28	377	0	0	0	542
11	Kurnool	0	54	309	32	365	0	0	0	760
12	Anantapur	2	56	439	12	351	0	0	0	860
13	Chittoor	2	35	562	19	444	0	0	1	1063
Total		17	436	4549	362	3763	2	0	2	9131

Source: UDISE Plus Data 2021-22

*Others: NCLP, Other AIE Centers & Hindi Mahavidyalayas

Management wise Upper Primary Only (VI-VIII) Schools 2021-22

Sl.No	District	Central Government	State Government	Local Bodies	Private Aided	Private Unaided	Others*	Unrecognised	Madarasas	Total
1	Srikakulam	0	1	0	0	2	0	0	0	3
2	Vizianagaram	0	1	0	0	2	0	0	0	3
3	Visakhapatnam	0	1	0	0	4	0	0	0	5
4	East Godavari	0	3	0	0	3	0	0	0	6
5	West Godavari	0	1	0	0	5	0	1	0	7
6	Krishna	0	0	0	0	5	0	0	1	6
7	Guntur	0	0	1	0	5	0	0	0	6
8	Prakasam	0	0	0	0	2	0	0	0	2
9	Nellore	0	0	0	0	0	0	0	0	0
10	Cuddapah	0	0	0	1	6	0	0	0	7
11	Kurnool	0	0	0	0	0	0	0	0	0
12	Anantapur	0	0	2	0	0	0	0	0	2
13	Chittoor	0	0	0	0	4	0	0	1	5
Total		0	7	3	1	38	0	1	2	52

Source: UDISE Plus Data 2021-22

*Others: NCLP, Other AIE Centers & Hindi Mahavidyalayas

Management wise Total Schools - 2021-22

Sl.No	District	Central Govt	State Govt	Local Bodies	Private Aided	Private Unaided	Others*	Unrecognised	Madarasas	Total
1	Srikakulam	2	367	2902	3	476	0	1	0	3751
2	Vizianagaram	3	549	2183	50	474	0	0	0	3259
3	Visakhapatnam	10	1035	3018	65	1201	0	4	12	5345
4	East Godavari	4	507	3747	92	1387	0	6	1	5744
5	West Godavari	2	178	2864	163	1025	0	2	2	4236
6	Krishna	4	52	2645	273	1197	10	3	11	4195
7	Guntur	6	137	3126	248	1150	19	5	19	4710
8	Prakasam	5	192	3053	198	805	0	0	7	4260
9	Nellore	7	102	3226	44	907	0	0	19	4305
10	Cuddapah	3	99	3102	107	1049	0	0	16	4376
11	Kurnool	2	227	2554	93	1244	3	1	53	4177
12	Anantapur	6	160	3652	35	1064	0	15	17	4949
13	Chittoor	5	162	4660	42	1159	0	8	9	6045
Total		59	3767	40732	1413	13138	32	45	166	59352

Source: UDISE Plus data 2021-22

*Others: NCLP, Other AIE Centers & Hindi Mahavidyalayas

Management wise Enrolment In Primary (I-V) Schools - 2021-22

Sl.No	District	Central Government			State Government			Local Bodies			Private Aided			Private Unaided		
		Boys	Girls	Total	Boys	Girls	Total	Boys	Girls	Total	Boys	Girls	Total	Boys	Girls	Total
1	Srikakulam	0	0	0	2468	2593	5061	46895	47348	94243	27	29	56	13377	9950	23327
2	Vizianagaram	0	0	0	3336	3218	6554	39074	39519	78593	871	1144	2015	13366	10570	23936
3	Visakhapatnam	0	0	0	10752	11183	21935	62588	63918	126506	1661	2185	3846	26913	22297	49210
4	East Godavari	0	0	0	3734	4022	7756	91702	91958	183660	2550	3301	5851	37311	30778	68089
5	West Godavari	0	0	0	649	684	1333	66076	65769	131845	3547	3487	7034	22155	19247	41402
6	Krishna	0	0	0	154	159	313	59514	58647	118161	5758	5868	11626	38757	32642	71399
7	Guntur	0	0	0	479	547	1026	81481	79489	160970	5133	4986	10119	25869	21328	47197
8	Prakasam	0	0	0	760	699	1459	69314	67876	137190	3683	3598	7281	25866	19242	45108
9	Nellore	17	14	31	348	363	711	54822	53764	108586	836	828	1664	26981	22024	49005
10	Cuddapah	0	0	0	304	274	578	54848	53388	108236	2024	1869	3893	35757	27512	63269
11	Kurnool	0	0	0	1790	1995	3785	90389	90864	181253	2676	2736	5412	50082	36339	86421
12	Anantapur	0	0	0	164	282	446	80325	77558	157883	655	724	1379	44706	33942	78648
13	Chittoor	0	0	0	787	862	1649	79368	76583	155951	867	966	1833	40822	32886	73708
Total		17	14	31	25725	26881	52606	876396	866681	1743077	30288	31721	62009	401962	318757	720719

Source:UDISE Plus data 2021-22

*Others:NCLP,Other AIE Centers & Hindi Mahavidyalayas

Management wise Enrolment In Primary (I-V) Schools - 2021-22

Sl.No	District	OTHERS*			UNRECOGNISED			MADARASAS			TOTAL		
		Boys	Girls	Total	Boys	Girls	Total	Boys	Girls	Total	Boys	Girls	Total
1	Srikakulam	0	0	0	0	0	0	0	0	0	62767	59920	122687
2	Vizianagaram	0	0	0	0	0	0	0	0	0	56647	54451	111098
3	Visakhapatnam	0	0	0	0	0	0	83	0	83	101997	99583	201580
4	East Godavari	0	0	0	33	29	62	0	0	0	135330	130088	265418
5	West Godavari	0	0	0	0	0	0	0	0	0	92427	89187	181614
6	Krishna	0	0	0	123	116	239	26	44	70	104332	97476	201808
7	Guntur	355	354	709	50	50	100	309	187	496	113676	106941	220617
8	Prakasam	0	0	0	0	0	0	45	38	83	99668	91453	191121
9	Nellore	0	0	0	0	0	0	82	94	176	83086	77087	160173
10	Cuddapah	0	0	0	0	0	0	29	32	61	92962	83075	176037
11	Kurnool	32	36	68	0	0	0	370	339	709	145339	132309	277648
12	Anantapur	0	0	0	14	20	34	114	41	155	125978	112567	238545
13	Chittoor	0	0	0	91	67	158	10	0	10	121945	111364	233309
Total		387	390	777	311	282	593	1068	775	1843	1336154	1245501	2581655

Source:UDISE Plus data 2021-22

*Others:NCLP,Other AIE Centers & Hindi Mahavidyalayas

Management wise Enrolment in Upper Primary (I-VIII) Schools - 2021-22

Sl. No	District	Central Government			State Government			Local Bodies			Private Aided			Private Unaided		
		Boys	Girls	Total	Boys	Girls	Total	Boys	Girls	Total	Boys	Girls	Total	Boys	Girls	Total
1	Srikakulam	0	0	0	407	402	809	22494	22060	44554	32	39	71	11327	8332	19659
2	Vizianagaram	0	0	0	346	344	690	10967	10577	21544	30	53	83	9996	7558	17554
3	Visakhapatnam	0	0	0	1870	2443	4313	14020	13896	27916	287	777	1064	22697	18724	41421
4	East Godavari	0	0	0	1357	1908	3265	19471	19281	38752	854	789	1643	28538	24670	53208
5	West Godavari	0	0	0	0	0	0	17724	17707	35431	366	348	714	21387	18178	39565
6	Krishna	0	0	0	251	0	251	21985	21367	43352	1857	1780	3637	18668	16068	34736
7	Guntur	0	0	0	86	274	360	20374	20142	40516	1301	1213	2514	21305	17184	38489
8	Prakasam	372	294	666	307	480	787	18200	17666	35866	1879	1793	3672	11022	8554	19576
9	Nellore	0	0	0	0	189	189	16820	15882	32702	299	269	568	11133	9130	20263
10	Cuddapah	0	0	0	38	22	60	11269	11644	22913	1600	1411	3011	17785	13655	31440
11	Kurnool	0	0	0	212	456	668	25869	28206	54075	846	955	1801	41033	27995	69028
12	Anantapur	0	0	0	94	102	196	27804	25750	53554	264	214	478	26257	19729	45986
13	Chittoor	0	0	0	406	320	726	19815	18869	38684	282	303	585	15155	12189	27344
Total		372	294	666	5374	6940	12314	246812	243047	489859	9897	9944	19841	256303	201966	458269

Source: UDISE Plus data 2021-22

*Others: NCLP, Other AIE Centers & Hindi Mahavidyalayas

Management wise Enrolment in Upper Primary (I-VIII) Schools - 2021-22

Sl. No	District	Others*			Unrecognised			Madarasas			Total		
		Boys	Girls	Total	Boys	Girls	Total	Boys	Girls	Total	Boys	Girls	Total
1	Srikakulam	0	0	0	172	139	311	0	0	0	34432	30972	65404
2	Vizianagaram	0	0	0	0	0	0	0	0	0	21339	18532	39871
3	Visakhapatnam	0	0	0	177	167	344	274	486	760	39325	36493	75818
4	East Godavari	0	0	0	290	179	469	45	0	45	50555	46827	97382
5	West Godavari	0	0	0	13	0	13	0	0	0	39490	36233	75723
6	Krishna	63	86	149	37	35	72	227	120	347	43088	39456	82544
7	Guntur	0	0	0	209	163	372	467	587	1054	43742	39563	83305
8	Prakasam	0	0	0	0	0	0	125	70	195	31905	28857	60762
9	Nellore	0	0	0	0	0	0	273	249	522	28525	25719	54244
10	Cuddapah	0	0	0	0	0	0	314	721	1035	31006	27453	58459
11	Kurnool	58	50	108	5	6	11	511	1906	2417	68534	59574	128108
12	Anantapur	0	0	0	500	338	838	715	389	1104	55634	46522	102156
13	Chittoor	0	0	0	348	297	645	176	127	303	36182	32105	68287
Total		121	136	257	1751	1324	3075	3127	4655	7782	523757	468306	992063

Source: UDISE Plus data 2021-22

*Others: NCLP, Other AIE Centers & Hindi Mahavidyalayas

Management wise Enrolment In Primary With Upper Primary,Secondary&Higher Secondary (I-XII) Schools 2021-22

Sl. No	District	Central Government			State Government			Local Bodies			Private Aided			Private Unaided		
		Boys	Girls	Total	Boys	Girls	Total	Boys	Girls	Total	Boys	Girls	Total	Boys	Girls	Total
1	Srikakulam	0	0	0	1665	4966	6631	0	0	0	0	0	0	0	0	0
2	Vizianagaram	0	0	0	1705	5576	7281	0	0	0	0	0	0	622	455	1077
3	Visakhapatnam	0	0	0	2997	8817	11814	0	0	0	0	0	0	10	10	20
4	East Godavari	0	0	0	1559	2938	4497	0	0	0	0	0	0	0	0	0
5	West Godavari	0	0	0	507	2218	2725	0	0	0	0	0	0	0	0	0
6	Krishna	784	782	1566	1741	3295	5036	0	0	0	0	0	0	1059	485	1544
7	Guntur	329	352	681	1666	1780	3446	0	0	0	0	0	0	106	48	154
8	Prakasam	0	0	0	1807	3663	5470	45	47	92	0	0	0	0	0	0
9	Nellore	579	573	1152	3541	4796	8337	0	0	0	0	0	0	856	722	1578
10	Cuddapah	0	0	0	1766	5686	7452	0	0	0	0	0	0	248	148	396
11	Kurnool	0	0	0	1414	5654	7068	0	0	0	0	0	0	0	0	0
12	Anantapur	0	0	0	2037	4219	6256	0	0	0	0	0	0	0	0	0
13	Chittoor	0	0	0	900	4972	5872	0	0	0	0	0	0	0	0	0
Total		1692	1707	3399	23305	58580	81885	45	47	92	0	0	0	2901	1868	4769

Source:UDISE Plus data 2021-22

*Others:NCLP,Other AIE Centers & Hindi Mahavidyalayas

Management wise Enrolment In Primary With Upper Primary,Secondary&Higher Secondary (I-XII) Schools 2021-22

Sl. No	District	Others*			Unrecognised			Madarasas			Total		
		Boys	Girls	Total	Boys	Girls	Total	Boys	Girls	Total	Boys	Girls	Total
1	Srikakulam	0	0	0	0	0	0	0	0	0	1665	4966	6631
2	Vizianagaram	0	0	0	0	0	0	0	0	0	2327	6031	8358
3	Visakhapatnam	0	0	0	0	0	0	0	0	0	3007	8827	11834
4	East Godavari	0	0	0	0	0	0	0	0	0	1559	2938	4497
5	West Godavari	0	0	0	0	0	0	0	0	0	507	2218	2725
6	Krishna	0	0	0	0	0	0	0	0	0	3584	4562	8146
7	Guntur	0	0	0	0	0	0	0	0	0	2101	2180	4281
8	Prakasam	0	0	0	0	0	0	0	0	0	1852	3710	5562
9	Nellore	0	0	0	0	0	0	0	0	0	4976	6091	11067
10	Cuddapah	0	0	0	0	0	0	0	0	0	2014	5834	7848
11	Kurnool	0	0	0	0	0	0	0	0	0	1414	5654	7068
12	Anantapur	0	0	0	0	0	0	0	0	0	2037	4219	6256
13	Chittoor	0	0	0	0	0	0	0	0	0	900	4972	5872
Total		0	0	0	0	0	0	0	0	0	27943	62202	90145

Source:UDISE Plus data 2021-22

*Others:NCLP,Other AIE Centers & Hindi Mahavidyalayas

Management wise Enrolment In Upper Primary,Secondary&Higher Secondary(VI-XII) Schools - 2021-22

Sl. No	District	Central Government			State Government			Local Bodies			Private Aided			Private Unaided		
		Boys	Girls	Total	Boys	Girls	Total	Boys	Girls	Total	Boys	Girls	Total	Boys	Girls	Total
1	Srikakulam	0	0	0	3292	4975	8267	0	0	0	0	0	0	0	0	0
2	Vizianagaram	388	14	402	3785	7403	11188	0	0	0	0	0	0	0	0	0
3	Visakhapatnam	0	0	0	1338	2915	4253	0	0	0	0	0	0	0	0	0
4	East Godavari	227	166	393	288	2129	2417	0	0	0	0	0	0	0	0	0
5	West Godavari	0	0	0	0	0	0	0	0	0	0	0	0	0	0	0
6	Krishna	0	0	0	495	383	878	0	0	0	0	0	0	0	0	0
7	Guntur	0	0	0	2949	4644	7593	0	0	0	0	0	0	0	0	0
8	Prakasam	0	0	0	2142	4580	6722	0	0	0	0	0	0	0	0	0
9	Nellore	0	0	0	2016	2755	4771	0	0	0	351	269	620	0	0	0
10	Cuddapah	0	0	0	2443	6009	8452	0	0	0	0	0	0	0	0	0
11	Kurnool	253	145	398	9276	10976	20252	0	0	0	0	0	0	0	0	0
12	Anantapur	256	150	406	5194	7759	12953	0	0	0	0	0	0	0	0	0
13	Chittoor	0	0	0	3995	5501	9496	0	0	0	0	0	0	0	0	0
Total		1124	475	1599	37213	60029	97242	0	0	0	351	269	620	0	0	0

Source: UDISE Plus data 2021-22

*Others: NCLP, Other AIE Centers & Hindi Mahavidyalayas

Management wise Enrolment In Upper Primary,Secondary&Higher Secondary(VI-XII) Schools - 2021-22

Sl. No	District	Others*			Unrecognised			Madarasas			Total		
		Boys	Girls	Total	Boys	Girls	Total	Boys	Girls	Total	Boys	Girls	Total
1	Srikakulam	0	0	0	0	0	0	0	0	0	3292	4975	8267
2	Vizianagaram	0	0	0	0	0	0	0	0	0	4173	7417	11590
3	Visakhapatnam	0	0	0	0	0	0	0	0	0	1338	2915	4253
4	East Godavari	0	0	0	0	0	0	0	0	0	515	2295	2810
5	West Godavari	0	0	0	0	0	0	0	0	0	0	0	0
6	Krishna	0	0	0	0	0	0	0	0	0	495	383	878
7	Guntur	0	0	0	0	0	0	0	0	0	2949	4644	7593
8	Prakasam	0	0	0	0	0	0	0	0	0	2142	4580	6722
9	Nellore	0	0	0	0	0	0	0	0	0	2367	3024	5391
10	Cuddapah	0	0	0	0	0	0	0	0	0	2443	6009	8452
11	Kurnool	0	0	0	0	0	0	0	0	0	9529	11121	20650
12	Anantapur	0	0	0	0	0	0	0	0	0	5450	7909	13359
13	Chittoor	0	0	0	0	0	0	0	0	0	3995	5501	9496
Total		0	0	0	0	0	0	0	0	0	38688	60773	99461

Source: UDISE Plus data 2021-22

*Others: NCLP, Other AIE Centers & Hindi Mahavidyalayas

Management wise Enrolment In Primary With Upper Primary,Secondary(I-X) Schools-2021-22

Sl.No	District	Central Government			State Government			Local Bodies			Private Aided			Private Unaided		
		Boys	Girls	Total	Boys	Girls	Total	Boys	Girls	Total	Boys	Girls	Total	Boys	Girls	Total
1	Srikakulam	447	484	931	6459	6943	13402	59	39	98	0	0	0	14858	10744	25602
2	Vizianagaram	413	499	912	10921	8393	19314	4802	4449	9251	0	0	0	2556	2001	4557
3	Visakhapatnam	5688	5490	11178	20921	19464	40385	55	52	107	12	1	13	81451	69064	150515
4	East Godavari	598	600	1198	7241	6737	13978	4714	4853	9567	0	0	0	37946	32979	70925
5	West Godavari	300	264	564	6576	6009	12585	0	0	0	26	7	33	40051	32452	72503
6	Krishna	757	733	1490	2260	3613	5873	58	60	118	11	14	25	49355	42644	91999
7	Guntur	1337	1164	2501	6040	5704	11744	561	481	1042	0	0	0	79012	64248	143260
8	Prakasam	562	542	1104	4462	4460	8922	115	103	218	0	0	0	15266	11815	27081
9	Nellore	843	747	1590	3723	5156	8879	11724	11010	22734	340	0	340	3636	2705	6341
10	Cuddapah	652	543	1195	3413	3984	7397	27804	25455	53259	425	369	794	10789	7901	18690
11	Kurnool	467	418	885	4916	3562	8478	19449	17621	37070	0	0	0	10721	7195	17916
12	Anantapur	665	630	1295	6758	6261	13019	8727	6991	15718	0	0	0	2399	1486	3885
13	Chittoor	1197	1131	2328	4140	5228	9368	50	25	75	65	44	109	7343	5452	12795
Total		13926	13245	27171	87830	85514	173344	78118	71139	149257	879	435	1314	355383	290686	646069

Source: UDISE Plus data 2021-22

*Others: NCLP, Other AIE Centers & Hindi Mahavidyalayas

Management wise Enrolment In Primary With Upper Primary,Secondary(I-X) Schools-2021-22

Sl.No	District	Others*			Unrecognised			Madarasas			Total		
		Boys	Girls	Total	Boys	Girls	Total	Boys	Girls	Total	Boys	Girls	Total
1	Srikakulam	0	0	0	0	0	0	0	0	0	21823	18210	40033
2	Vizianagaram	0	0	0	0	0	0	0	0	0	18692	15342	34034
3	Visakhapatnam	0	0	0	0	0	0	100	0	100	108227	94071	202298
4	East Godavari	0	0	0	0	0	0	0	0	0	50499	45169	95668
5	West Godavari	0	0	0	0	0	0	49	60	109	47002	38792	85794
6	Krishna	92	87	179	0	0	0	21	23	44	52554	47174	99728
7	Guntur	0	0	0	0	0	0	0	258	258	86950	71855	158805
8	Prakasam	0	0	0	0	0	0	3	34	37	20408	16954	37362
9	Nellore	0	0	0	0	0	0	0	0	0	20266	19618	39884
10	Cuddapah	0	0	0	0	0	0	0	0	0	43083	38252	81335
11	Kurnool	0	0	0	0	0	0	0	62	62	35553	28858	64411
12	Anantapur	0	0	0	403	238	641	0	0	0	18952	15606	34558
13	Chittoor	0	0	0	29	16	45	88	0	88	12912	11896	24808
Total		92	87	179	432	254	686	261	437	698	536921	461797	998718

Source:UDISE Plus data 2021-22

*Others:NCLP,Other AIE Centers & Hindi Mahavidyalayas

Management wise Enrolment In Upper Primary With Secondary(VI-X) Schools-2021-22

Sl. No	District	Central Government			State Government			Local Bodies			Private Aided			Private Unaided		
		Boys	Girls	Total	Boys	Girls	Total	Boys	Girls	Total	Boys	Girls	Total	Boys	Girls	Total
1	Srikakulam	232	161	393	8387	7890	16277	43978	41112	85090	0	0	0	16091	10664	26755
2	Vizianagaram	235	157	392	2369	3126	5495	34197	29888	64085	529	773	1302	15342	11117	26459
3	Visakhapatnam	167	122	289	5996	4280	10276	56055	51388	107443	3101	3610	6711	36977	28789	65766
4	East Godavari	130	74	204	10564	10197	20761	91981	92124	184105	3683	4482	8165	36997	30128	67125
5	West Godavari	221	175	396	3397	2737	6134	68048	68881	136929	2491	3359	5850	25008	20934	45942
6	Krishna	249	153	402	2327	2570	4897	60765	59540	120305	5168	5838	11006	48393	38618	87011
7	Guntur	237	145	382	2788	5274	8062	74478	69535	144013	6529	8685	15214	30298	22441	52739
8	Prakasam	501	273	774	7212	10676	17888	54345	50549	104894	3783	3653	7436	33313	23555	56868
9	Nellore	299	244	543	2865	2169	5034	33903	33941	67844	810	1013	1823	31326	24249	55575
10	Cuddapah	251	145	396	2845	2261	5106	20924	22297	43221	2907	2328	5235	42537	30842	73379
11	Kurnool	0	0	0	8568	12173	20741	62823	56206	119029	3355	3543	6898	49307	33587	82894
12	Anantapur	409	335	744	7068	11524	18592	64321	57640	121961	1013	1541	2554	46021	33100	79121
13	Chittoor	637	176	813	8068	5212	13280	70467	66470	136937	1963	2347	4310	45229	34649	79878
Total		3568	2160	5728	72454	80089	152543	736285	699571	1435856	35332	41172	76504	456839	342673	799512

Source: UDISE Plus data 2021-22

*Others: NCLP, Other AIE Centers & Hindi Mahavidyalayas

Management wise Enrolment In Upper Primary With Secondary(VI-X) Schools- 2021-22

Sl. No	District	Others*			Unrecognised			Madarasas			Total		
		Boys	Girls	Total	Boys	Girls	Total	Boys	Girls	Total	Boys	Girls	Total
1	Srikakulam	0	0	0	0	0	0	0	0	0	68688	59827	128515
2	Vizianagaram	0	0	0	0	0	0	0	0	0	52672	45061	97733
3	Visakhapatnam	0	0	0	0	0	0	0	0	0	102296	88189	190485
4	East Godavari	0	0	0	0	0	0	0	0	0	143355	137005	280360
5	West Godavari	0	0	0	0	0	0	0	0	0	99165	96086	195251
6	Krishna	36	12	48	0	0	0	0	0	0	116938	106731	223669
7	Guntur	0	0	0	0	0	0	12	10	22	114342	106090	220432
8	Prakasam	0	0	0	0	0	0	0	0	0	99154	88706	187860
9	Nellore	0	0	0	0	0	0	0	0	0	69203	61616	130819
10	Cuddapah	0	0	0	0	0	0	0	0	0	69464	57873	127337
11	Kurnool	0	0	0	0	0	0	0	0	0	124053	105509	229562
12	Anantapur	0	0	0	0	0	0	0	0	0	118832	104140	222972
13	Chittoor	0	0	0	0	0	0	0	125	125	126364	108979	235343
Total		36	12	48	0	0	0	12	135	147	1304526	1165812	2470338

Source: UDISE Plus data 2021-22

*Others: NCLP, Other AIE Centers & Hindi Mahavidyalayas

Management wise Enrolment In Upper Primary Only(VI-VIII) Schools-2021-22

Sl.No	District	Central Government			State Government			Local Bodies			Private Aided			Private Unaided		
		Boys	Girls	Total	Boys	Girls	Total	Boys	Girls	Total	Boys	Girls	Total	Boys	Girls	Total
1	Srikakulam	0	0	0	90	90	180	0	0	0	0	0	0	5	2	7
2	Vizianagaram	0	0	0	88	88	176	0	0	0	0	0	0	37	28	65
3	Visakhapatnam	0	0	0	90	90	180	0	0	0	0	0	0	22	24	46
4	East Godavari	0	0	0	210	194	404	0	0	0	0	0	0	40	35	75
5	West Godavari	0	0	0	90	90	180	0	0	0	0	0	0	23	7	30
6	Krishna	0	0	0	0	0	0	0	0	0	0	0	0	133	89	222
7	Guntur	0	0	0	0	0	0	58	35	93	0	0	0	188	162	350
8	Prakasam	0	0	0	0	0	0	0	0	0	0	0	0	28	22	50
9	Nellore	0	0	0	0	0	0	0	0	0	0	0	0	0	0	0
10	Cuddapah	0	0	0	0	0	0	0	0	0	20	27	47	119	58	177
11	Kurnool	0	0	0	0	0	0	0	0	0	0	0	0	0	0	0
12	Anantapur	0	0	0	0	0	0	121	92	213	0	0	0	0	0	0
13	Chittoor	0	0	0	0	0	0	0	0	0	0	0	0	107	71	178
Total		0	0	0	568	552	1120	179	127	306	20	27	47	702	498	1200

Source: UDISE Plus data 2021-22

*Others: NCLP, Other AIE Centers & Hindi Mahavidyalayas

Management wise Enrolment In Upper Primary Only(VI-VIII) Schools-2021-22

Sl.No	District	Others*			Unrecognised			Madarasas			Total		
		Boys	Girls	Total	Boys	Girls	Total	Boys	Girls	Total	Boys	Girls	Total
1	Srikakulam	0	0	0	0	0	0	0	0	0	95	92	187
2	Vizianagaram	0	0	0	0	0	0	0	0	0	125	116	241
3	Visakhapatnam	0	0	0	0	0	0	0	0	0	112	114	226
4	East Godavari	0	0	0	0	0	0	0	0	0	250	229	479
5	West Godavari	0	0	0	0	0	0	0	0	0	113	97	210
6	Krishna	0	0	0	0	0	0	0	18	18	133	107	240
7	Guntur	0	0	0	0	0	0	0	0	0	246	197	443
8	Prakasam	0	0	0	0	0	0	0	0	0	28	22	50
9	Nellore	0	0	0	0	0	0	0	0	0	0	0	0
10	Cuddapah	0	0	0	0	0	0	0	0	0	139	85	224
11	Kurnool	0	0	0	0	0	0	0	0	0	0	0	0
12	Anantapur	0	0	0	0	0	0	0	0	0	121	92	213
13	Chittoor	0	0	0	0	0	0	6	0	6	113	71	184
Total		0	0	0	0	0	0	6	18	24	1475	1222	2697

Source:UDISE Plus data 2021-22

*Others:NCLP,Other AIE Centers & Hindi Mahavidyalayas

Management wise Total Enrolment in All Types of Schools - 2021-22

Sl. No	District	Central Government			State Government			Localbodies			Private Aided			Private Unaided		
		Boys	Girls	Total	Boys	Girls	Total	Boys	Girls	Total	Boys	Girls	Total	Boys	Girls	Total
1	Srikakulam	679	645	1324	22768	27859	50627	113426	110559	223985	59	68	127	55658	39692	95350
2	Vizianagaram	1036	670	1706	22550	28148	50698	89040	84433	173473	1430	1970	3400	41919	31729	73648
3	Visakhapatnam	5855	5612	11467	43964	49192	93156	132718	129254	261972	5061	6573	11634	168070	138908	306978
4	East Godavari	955	840	1795	24953	28125	53078	207868	208216	416084	7087	8572	15659	140832	118590	259422
5	West Godavari	521	439	960	11219	11738	22957	151848	152357	304205	6430	7201	13631	108624	90818	199442
6	Krishna	1790	1668	3458	7228	10020	17248	142322	139614	281936	12794	13500	26294	156365	130546	286911
7	Guntur	1903	1661	3564	14008	18223	32231	176952	169682	346634	12963	14884	27847	156778	125411	282189
8	Prakasam	1435	1109	2544	16690	24558	41248	142019	136241	278260	9345	9044	18389	85495	63188	148683
9	Nellore	1738	1578	3316	12493	15428	27921	117269	114597	231866	2636	2379	5015	73932	58830	132762
10	Cuddapah	903	688	1591	10809	18236	29045	114845	112784	227629	6976	6004	12980	107235	80116	187351
11	Kurnool	720	563	1283	26176	34816	60992	198530	192897	391427	6877	7234	14111	151143	105116	256259
12	Anantapur	1330	1115	2445	21315	30147	51462	181298	168031	349329	1932	2479	4411	119383	88257	207640
13	Chittoor	1834	1307	3141	18296	22095	40391	169700	161947	331647	3177	3660	6837	108656	85247	193903
Total		20699	17895	38594	252469	318585	571054	1937835	1880612	3818447	76767	83568	160335	1474090	1156448	2630538

Source: UDISE Plus data 2021-22

*Others: NCLP, Other AIE Centers & Hindi Mahavidyalayas

Management wise Total Enrolment in All Types of Schools - 2021-22

Sl. No	District	Others*			Unrecognised			Madarasas			Total		
		Boys	Girls	Total	Boys	Girls	Total	Boys	Girls	Total	Boys	Girls	Total
1	Srikakulam	0	0	0	172	139	311	0	0	0	192762	178962	371724
2	Vizianagaram	0	0	0	0	0	0	0	0	0	155975	146950	302925
3	Visakhapatnam	0	0	0	177	167	344	457	486	943	356302	330192	686494
4	East Godavari	0	0	0	323	208	531	45	0	45	382063	364551	746614
5	West Godavari	0	0	0	13	0	13	49	60	109	278704	262613	541317
6	Krishna	191	185	376	160	151	311	274	205	479	321124	295889	617013
7	Guntur	355	354	709	259	213	472	788	1042	1830	364006	331470	695476
8	Prakasam	0	0	0	0	0	0	173	142	315	255157	234282	489439
9	Nellore	0	0	0	0	0	0	355	343	698	208423	193155	401578
10	Cuddapah	0	0	0	0	0	0	343	753	1096	241111	218581	459692
11	Kurnool	90	86	176	5	6	11	881	2307	3188	384422	343025	727447
12	Anantapur	0	0	0	917	596	1513	829	430	1259	327004	291055	618059
13	Chittoor	0	0	0	468	380	848	280	252	532	302411	274888	577299
Total		636	625	1261	2494	1860	4354	4474	6020	10494	3769464	3465613	7235077

Source: UDISE Plus data 2021-22

*Others: NCLP, Other AIE Centers & Hindi Mahavidyalayas

Type wise Enrolment - 2021-22

Sl.No	District	Only Primary (I-V)			Primary with Upper Primary (I-VII/VIII)			Primary with Upper Primary, Sec & Higher Sec (I-XII)			Upper Primary with , Sec & Higher Sec (VI-XII)			Primary with Upper Primary & Sec (I-X)		
		Boys	Girls	Total	Boys	Girls	Total	Boys	Girls	Total	Boys	Girls	Total	Boys	Girls	Total
1	Srikakulam	62767	59920	122687	34432	30972	65404	1665	4966	6631	3292	4975	8267	21823	18210	40033
2	Vizianagaram	56647	54451	111098	21339	18532	39871	2327	6031	8358	4173	7417	11590	18692	15342	34034
3	Visakhapatnam	101997	99583	201580	39325	36493	75818	3007	8827	11834	1338	2915	4253	108227	94071	202298
4	East Godavari	135330	130088	265418	50555	46827	97382	1559	2938	4497	515	2295	2810	50499	45169	95668
5	West Godavari	92427	89187	181614	39490	36233	75723	507	2218	2725	0	0	0	47002	38792	85794
6	Krishna	104332	97476	201808	43088	39456	82544	3584	4562	8146	495	383	878	52554	47174	99728
7	Guntur	113676	106941	220617	43742	39563	83305	2101	2180	4281	2949	4644	7593	86950	71855	158805
8	Prakasam	99668	91453	191121	31905	28857	60762	1852	3710	5562	2142	4580	6722	20408	16954	37362
9	Nellore	83086	77087	160173	28525	25719	54244	4976	6091	11067	2367	3024	5391	20266	19618	39884
10	Cuddapah	92962	83075	176037	31006	27453	58459	2014	5834	7848	2443	6009	8452	43083	38252	81335
11	Kurnool	145339	132309	277648	68534	59574	128108	1414	5654	7068	9529	11121	20650	35553	28858	64411
12	Anantapur	125978	112567	238545	55634	46522	102156	2037	4219	6256	5450	7909	13359	18952	15606	34558
13	Chittoor	121945	111364	233309	36182	32105	68287	900	4972	5872	3995	5501	9496	12912	11896	24808
Total		1336154	1245501	2581655	523757	468306	992063	27943	62202	90145	38688	60773	99461	536921	461797	998718

Source: UDISE Plus data 2021-22

Type wise Enrolment - 2021-22

Sl.No	District	Upper Primary with Sec (VI-X)			Upper Primary Only (VI-VIII)			Total		
		Boys	Girls	Total	Boys	Girls	Total	Boys	Girls	Total
1	Srikakulam	68688	59827	128515	95	92	187	192762	178962	371724
2	Vizianagaram	52672	45061	97733	125	116	241	155975	146950	302925
3	Visakhapatnam	102296	88189	190485	112	114	226	356302	330192	686494
4	East Godavari	143355	137005	280360	250	229	479	382063	364551	746614
5	West Godavari	99165	96086	195251	113	97	210	278704	262613	541317
6	Krishna	116938	106731	223669	133	107	240	321124	295889	617013
7	Guntur	114342	106090	220432	246	197	443	364006	331470	695476
8	Prakasam	99154	88706	187860	28	22	50	255157	234282	489439
9	Nellore	69203	61616	130819	0	0	0	208423	193155	401578
10	Cuddapah	69464	57873	127337	139	85	224	241111	218581	459692
11	Kurnool	124053	105509	229562	0	0	0	384422	343025	727447
12	Anantapur	118832	104140	222972	121	92	213	327004	291055	618059
13	Chittoor	126364	108979	235343	113	71	184	302411	274888	577299
Total		1304526	1165812	2470338	1475	1222	2697	3769464	3465613	7235077

Source: UDISE Plus data 2021-22

Management wise Teachers In Primary (I-V) Schools - 2021-22

Sl. No.	District	Central Government			State Government			Local Bodies			Private Aided			Private Unaided		
		Men	Women	Total	Men	Women	Total	Men	Women	Total	Men	Women	Total	Men	Women	Total
1	Srikakulam	0	0	0	201	67	268	2619	1611	4230	2	1	3	200	717	917
2	Vizianagaram	0	0	0	325	142	467	2201	1447	3648	40	30	70	254	783	1037
3	Visakhapatnam	0	0	0	638	254	892	2671	2379	5050	28	69	97	221	1367	1588
4	East Godavari	0	0	0	371	157	528	3460	3110	6570	46	56	102	492	2040	2532
5	West Godavari	0	0	0	97	53	150	2312	2363	4675	77	122	199	234	1174	1408
6	Krishna	0	0	0	3	2	5	1691	2430	4121	128	220	348	267	2043	2310
7	Guntur	0	0	0	30	18	48	2943	3372	6315	130	160	290	199	1494	1693
8	Prakasam	0	0	0	47	35	82	3204	2557	5761	210	70	280	339	1359	1698
9	Nellore	1	0	1	14	18	32	2587	2115	4702	15	37	52	304	1474	1778
10	Cuddapah	0	0	0	10	6	16	2976	2063	5039	62	61	123	514	1722	2236
11	Kurnool	0	0	0	55	55	110	2967	2450	5417	90	56	146	547	2322	2869
12	Anantapur	0	0	0	9	7	16	3453	3072	6525	16	21	37	495	1859	2354
13	Chittoor	0	0	0	34	23	57	3019	3138	6157	16	25	41	495	2312	2807
Total		1	0	1	1834	837	2671	36103	32107	68210	860	928	1788	4561	20666	25227

Source: UDISEPlus data 2021-22

*Others: NCLP, Other AIE Centers & Hindi Mahavidyalayas

Management wise Teachers In Primary (I-V) Schools - 2021-22

Sl. No.	District	Others*			Unrecognised			Madarasas			Total		
		Men	Women	Total	Men	Women	Total	Men	Women	Total	Men	Women	Total
1	Srikakulam	0	0	0	0	0	0	0	0	0	3022	2396	5418
2	Vizianagaram	0	0	0	0	0	0	0	0	0	2820	2402	5222
3	Visakhapatnam	0	0	0	0	0	0	8	1	9	3566	4070	7636
4	East Godavari	0	0	0	0	5	5	0	0	0	4369	5368	9737
5	West Godavari	0	0	0	0	0	0	0	0	0	2720	3712	6432
6	Krishna	0	0	0	4	4	8	0	3	3	2093	4702	6795
7	Guntur	6	28	34	2	4	6	14	13	27	3324	5089	8413
8	Prakasam	0	0	0	0	0	0	5	3	8	3805	4024	7829
9	Nellore	0	0	0	0	0	0	3	5	8	2924	3649	6573
10	Cuddapah	0	0	0	0	0	0	0	6	6	3562	3858	7420
11	Kurnool	1	1	2	0	0	0	7	34	41	3667	4918	8585
12	Anantapur	0	0	0	1	0	1	4	2	6	3978	4961	8939
13	Chittoor	0	0	0	2	3	5	2	0	2	3568	5501	9069
Total		7	29	36	9	16	25	43	67	110	43418	54650	98068

Source:Source:UDISEPlus data2021-22

*Others:NCLP,Other AIE Centers & Hindi Mahavidyalayas

Management wise Teachers In Upper Primary Schools(I-VII/VIII) - 2021-22

Sl. No.	District	Central Government			State Government			Local Bodies			Private Aided			Private Unaided		
		Men	Women	Total	Men	Women	Total	Men	Women	Total	Men	Women	Total	Men	Women	Total
1	Srikakulam	0	0	0	27	17	44	1500	955	2455	1	5	6	360	696	1056
2	Vizianagaram	0	0	0	27	18	45	854	477	1331	2	1	3	379	706	1085
3	Visakhapatnam	0	0	0	122	85	207	714	703	1417	11	18	29	638	1711	2349
4	East Godavari	0	0	0	131	87	218	978	817	1795	32	14	46	993	2016	3009
5	West Godavari	0	0	0	0	0	0	805	743	1548	13	7	20	609	1438	2047
6	Krishna	0	0	0	5	10	15	1062	1120	2182	40	68	108	469	1371	1840
7	Guntur	0	0	0	6	16	22	807	953	1760	31	55	86	588	1609	2197
8	Prakasam	6	1	7	28	20	48	977	799	1776	103	31	134	376	691	1067
9	Nellore	0	0	0	0	8	8	1055	692	1747	15	12	27	367	960	1327
10	Cuddapah	0	0	0	5	2	7	637	495	1132	47	37	84	618	1011	1629
11	Kurnool	0	0	0	7	20	27	816	723	1539	26	11	37	1086	1864	2950
12	Anantapur	0	0	0	2	3	5	1440	1147	2587	7	7	14	787	1279	2066
13	Chittoor	0	0	0	13	11	24	1136	1110	2246	3	13	16	439	1138	1577
Total		6	1	7	373	297	670	12781	10734	23515	331	279	610	7709	16490	24199

Source: UDISEPlus data 2021-22

*Others: NCLP, Other AIE Centers & Hindi Mahavidyalayas

Management wise Teachers In Upper Primary Schools(I-VII/VIII) - 2021-22

Sl. No.	District	Others*			Unrecognised			Madarasas			Total		
		Men	Women	Total	Men	Women	Total	Men	Women	Total	Men	Women	Total
1	Srikakulam	0	0	0	1	8	9	0	0	0	1889	1681	3570
2	Vizianagaram	0	0	0	0	0	0	0	0	0	1262	1202	2464
3	Visakhapatnam	0	0	0	7	13	20	13	19	32	1505	2549	4054
4	East Godavari	0	0	0	11	10	21	2	0	2	2147	2944	5091
5	West Godavari	0	0	0	1	0	1	0	0	0	1428	2188	3616
6	Krishna	2	4	6	1	6	7	8	10	18	1587	2589	4176
7	Guntur	0	0	0	3	12	15	9	24	33	1444	2669	4113
8	Prakasam	0	0	0	0	0	0	1	9	10	1491	1551	3042
9	Nellore	0	0	0	0	0	0	8	17	25	1445	1689	3134
10	Cuddapah	0	0	0	0	0	0	15	24	39	1322	1569	2891
11	Kurnool	1	4	5	1	2	3	17	77	94	1954	2701	4655
12	Anantapur	0	0	0	20	32	52	12	6	18	2268	2474	4742
13	Chittoor	0	0	0	7	19	26	6	10	16	1604	2301	3905
Total		3	8	11	52	102	154	91	196	287	21346	28107	49453

Source: UDISEPlus data 2021-22

*Others: NCLP, Other AIE Centers & Hindi Mahavidyalayas

Management wise Teachers In Primary with Upper Primary,Secondary &Higher Secondary(I-XII) Schools 2021-22

Sl. No.	District	Central Government			State Government			Local Bodies			Private Aided			Private Unaided		
		Men	Women	Total	Men	Women	Total	Men	Women	Total	Men	Women	Total	Men	Women	Total
1	Srikakulam	0	0	0	92	265	357	0	0	0	0	0	0	0	0	0
2	Vizianagaram	0	0	0	67	238	305	0	0	0	0	0	0	12	16	28
3	Visakhapatnam	0	0	0	105	402	507	0	0	0	0	0	0	4	6	10
4	East Godavari	0	0	0	77	127	204	0	0	0	0	0	0	0	0	0
5	West Godavari	0	0	0	19	80	99	0	0	0	0	0	0	0	0	0
6	Krishna	16	5	21	67	163	230	0	0	0	0	0	0	52	28	80
7	Guntur	14	11	25	68	76	144	0	0	0	0	0	0	10	7	17
8	Prakasam	0	0	0	88	131	219	1	1	2	0	0	0	0	0	0
9	Nellore	33	17	50	89	170	259	0	0	0	0	0	0	43	63	106
10	Cuddapah	0	0	0	78	263	341	0	0	0	0	0	0	31	18	49
11	Kurnool	0	0	0	56	203	259	0	0	0	0	0	0	0	0	0
12	Anantapur	0	0	0	54	151	205	0	0	0	0	0	0	28	11	39
13	Chittoor	0	0	0	50	181	231	0	0	0	0	0	0	9	1	10
Total		63	33	96	910	2450	3360	1	1	2	0	0	0	189	150	339

Source:UDISE Plus data 2021-22

*Others:NCLP,Other AIE Centers & Hindi Mahavidyalayas

Management wise Teachers In Primary with Upper Primary,Secondary &Higher Secondary(I-XII) Schools 2021-22

Sl. No.	District	Others*			Unrecognised			Madarasas			Total		
		Men	Women	Total	Men	Women	Total	Men	Women	Total	Men	Women	Total
1	Srikakulam	0	0	0	0	0	0	0	0	0	92	265	357
2	Vizianagaram	0	0	0	0	0	0	0	0	0	79	254	333
3	Visakhapatnam	0	0	0	0	0	0	0	0	0	109	408	517
4	East Godavari	0	0	0	0	0	0	0	0	0	77	127	204
5	West Godavari	0	0	0	0	0	0	0	0	0	19	80	99
6	Krishna	0	0	0	0	0	0	0	0	0	135	196	331
7	Guntur	0	0	0	0	0	0	0	0	0	92	94	186
8	Prakasam	0	0	0	0	0	0	0	0	0	89	132	221
9	Nellore	0	0	0	0	0	0	0	0	0	165	250	415
10	Cuddapah	0	0	0	0	0	0	0	0	0	109	281	390
11	Kurnool	0	0	0	0	0	0	0	0	0	56	203	259
12	Anantapur	0	0	0	0	0	0	0	0	0	82	162	244
13	Chittoor	0	0	0	0	0	0	0	0	0	59	182	241
Total		0	0	0	0	0	0	0	0	0	1163	2634	3797

Source:UDISE Plus data 2021-22

*Others:NCLP,Other AIE Centers & Hindi Mahavidyalayas

Management wise Teachers in Upper Primary, Secondary & Higher Secondary (VI-XII) Schools - 2021-22

Sl. No.	District	Central Government			State Government			Local Bodies			Private Aided			Private Unaided		
		Men	Women	Total	Men	Women	Total	Men	Women	Total	Men	Women	Total	Men	Women	Total
1	Srikakulam	0	0	0	140	161	301	0	0	0	0	0	0	0	0	0
2	Vizianagaram	1	0	1	110	351	461	0	0	0	0	0	0	0	0	0
3	Visakhapatnam	0	0	0	45	139	184	0	0	0	0	0	0	0	0	0
4	East Godavari	20	5	25	4	81	85	0	0	0	0	0	0	0	0	0
5	West Godavari	0	0	0	0	0	0	0	0	0	0	0	0	0	0	0
6	Krishna	0	0	0	7	27	34	0	0	0	0	0	0	0	0	0
7	Guntur	0	0	0	106	220	326	0	0	0	0	0	0	0	0	0
8	Prakasam	0	0	0	87	234	321	0	0	0	0	0	0	0	0	0
9	Nellore	0	0	0	84	148	232	0	0	0	15	9	24	0	0	0
10	Cuddapah	0	0	0	80	279	359	0	0	0	0	0	0	0	0	0
11	Kurnool	12	8	20	311	542	853	0	0	0	0	0	0	0	0	0
12	Anantapur	11	8	19	238	353	591	0	0	0	0	0	0	0	0	0
13	Chittoor	0	0	0	137	229	366	0	0	0	0	0	0	0	0	0
Total		44	21	65	1349	2764	4113	0	0	0	15	9	24	0	0	0

Source: UDISE Plus data 2021-22

*Others: NCLP, Other AIE Centers & Hindi Mahavidyalayas

Management wise Teachers in Upper Primary, Secondary & Higher Secondary (VI-XII) Schools - 2021-22

Sl. No.	District	Others*			Unrecognised			Madarasas			Total		
		Men	Women	Total	Men	Women	Total	Men	Women	Total	Men	Women	Total
1	Srikakulam	0	0	0	0	0	0	0	0	0	140	161	301
2	Vizianagaram	0	0	0	0	0	0	0	0	0	111	351	462
3	Visakhapatnam	0	0	0	0	0	0	0	0	0	45	139	184
4	East Godavari	0	0	0	0	0	0	0	0	0	24	86	110
5	West Godavari	0	0	0	0	0	0	0	0	0	0	0	0
6	Krishna	0	0	0	0	0	0	0	0	0	7	27	34
7	Guntur	0	0	0	0	0	0	0	0	0	106	220	326
8	Prakasam	0	0	0	0	0	0	0	0	0	87	234	321
9	Nellore	0	0	0	0	0	0	0	0	0	99	157	256
10	Cuddapah	0	0	0	0	0	0	0	0	0	80	279	359
11	Kurnool	0	0	0	0	0	0	0	0	0	323	550	873
12	Anantapur	0	0	0	0	0	0	0	0	0	249	361	610
13	Chittoor	0	0	0	0	0	0	0	0	0	137	229	366
Total		0	0	0	0	0	0	0	0	0	1408	2794	4202

Source:UDISE Plus data 2021-22

*Others:NCLP,Other AIE Centers & Hindi Mahavidyalayas

Management wise Teachers in Primary with Upper Primary, Secondary (I-X) Schools - 2021-22

Sl. No.	District	Central Government			State Government			Local Bodies			Private Aided			Private Unaided		
		Men	Women	Total	Men	Women	Total	Men	Women	Total	Men	Women	Total	Men	Women	Total
1	Srikakulam	26	9	35	441	314	755	2	3	5	0	0	0	530	560	1090
2	Vizianagaram	16	22	38	470	369	839	306	129	435	0	0	0	76	120	196
3	Visakhapatnam	103	113	216	938	563	1501	1	0	1	1	0	1	1254	3521	4775
4	East Godavari	13	18	31	347	261	608	196	143	339	0	0	0	984	1743	2727
5	West Godavari	7		7	307	319	626	0	0	0	3	3	6	904	1674	2578
6	Krishna	12	4	16	67	141	208	4	2	6	0	1	1	871	1922	2793
7	Guntur	42	42	84	193	239	432	14	23	37	0	0	0	1712	3351	5063
8	Prakasam	6	1	7	152	209	361	6	2	8	0	0	0	380	632	1012
9	Nellore	22	11	33	128	220	348	655	406	1061	1	3	4	95	184	279
10	Cuddapah	11	4	15	104	142	246	1558	713	2271	12	5	17	255	386	641
11	Kurnool	20	11	31	149	190	339	701	452	1153	0	0	0	301	354	655
12	Anantapur	17	14	31	158	220	378	403	256	659	0	0	0	64	92	156
13	Chittoor	22	20	42	120	178	298	1	2	3	1	13	14	189	330	519
Total		317	269	586	3574	3365	6939	3847	2131	5978	18	25	43	7615	14869	22484

Source:UDISE Plus data 2021-22

*Others:NCLP,Other AIE Centers & Hindi Mahavidyalayas

Management wise Teachers in Primary with Upper Primary, Secondary (I-X) Schools - 2021-22

Sl. No.	District	Others*			Unrecognised			Madarasas			Total		
		Men	Women	Total	Men	Women	Total	Men	Women	Total	Men	Women	Total
1	Srikakulam	0	0	0	0	0	0	0	0	0	999	886	1885
2	Vizianagaram	0	0	0	0	0	0	0	0	0	868	640	1508
3	Visakhapatnam	0	0	0	0	0	0	0	1	1	2297	4198	6495
4	East Godavari	0	0	0	0	0	0	0	0	0	1540	2165	3705
5	West Godavari	0	0	0	0	0	0	4	1	5	1225	1997	3222
6	Krishna	2	8	10	0	0	0	3	0	3	959	2078	3037
7	Guntur	0	0	0	0	0	0	1	10	11	1962	3665	5627
8	Prakasam	0	0	0	0	0	0	2	1	3	546	845	1391
9	Nellore	0	0	0	0	0	0	0	0	0	901	824	1725
10	Cuddapah	0	0	0	0	0	0	0	0	0	1940	1250	3190
11	Kurnool	0	0	0	0	0	0	1	0	1	1172	1007	2179
12	Anantapur	0	0	0	16	10	26	0	0	0	658	592	1250
13	Chittoor	0	0	0	2	5	7	3	0	3	338	548	886
Total		2	8	10	18	15	33	14	13	27	15405	20695	36100

Source: UDISE Plus data 2021-22

*Others: NCLP, Other AIE Centers & Hindi Mahavidyalayas

Management wise Teachers In Upper Primary with Secondary (VI-X) Schools - 2021-22

Sl. No.	District	Central Government			State Government			Local Bodies			Private Aided			Private Unaided		
		Men	Women	Total	Men	Women	Total	Men	Women	Total	Men	Women	Total	Men	Women	Total
1	Srikakulam	1	0	1	359	290	649	2870	1370	4240	0	0	0	779	375	1154
2	Vizianagaram	16	6	22	126	122	248	2023	1149	3172	23	17	40	787	533	1320
3	Visakhapatnam	2	2	4	286	189	475	2228	2029	4257	69	106	175	1049	1340	2389
4	East Godavari	13	4	17	510	500	1010	4125	3125	7250	105	121	226	1334	1216	2550
5	West Godavari	13	8	21	118	138	256	3222	2593	5815	74	108	182	992	887	1879
6	Krishna	16	5	21	89	126	215	2628	2651	5279	127	205	332	1494	1641	3135
7	Guntur	23	7	30	89	216	305	2863	2359	5222	188	236	424	1039	998	2037
8	Prakasam	31	14	45	250	355	605	2684	1488	4172	192	121	313	1517	806	2323
9	Nellore	22	13	35	97	116	213	1952	1385	3337	39	26	65	1609	1134	2743
10	Cuddapah	13	9	22	103	88	191	931	825	1756	101	88	189	1928	1106	3034
11	Kurnool	0	0	0	279	508	787	2417	1677	4094	131	71	202	1940	1272	3212
12	Anantapur	17	3	20	278	468	746	3393	2255	5648	19	33	52	1714	1238	2952
13	Chittoor	35	13	48	335	313	648	4132	2941	7073	51	97	148	1921	1691	3612
Total		202	84	286	2919	3429	6348	35468	25847	61315	1119	1229	2348	18103	14237	32340

Source: UDISE Plus data 2021-22

*Others: NCLP, Other AIE Centers & Hindi Mahavidyalayas

Management wise Teachers In Upper Primary with Secondary (VI-X) Schools - 2021-

22

Sl. No.	District	Others*			Unrecognised			Madarasas			Total		
		Men	Women	Total	Men	Women	Total	Men	Women	Total	Men	Women	Total
1	Srikakulam	0	0	0	0	0	0	0	0	0	4009	2035	6044
2	Vizianagaram	0	0	0	0	0	0	0	0	0	2975	1827	4802
3	Visakhapatnam	0	0	0	0	0	0	0	0	0	3634	3666	7300
4	East Godavari	0	0	0	0	0	0	0	0	0	6087	4966	11053
5	West Godavari	0	0	0	0	0	0	0	0	0	4419	3734	8153
6	Krishna	0	4	4	0	0	0	0	2	2	4354	4634	8988
7	Guntur	0	0	0	0	0	0	0	0	0	4202	3816	8018
8	Prakasam	0	0	0	0	0	0	0	0	0	4674	2784	7458
9	Nellore	0	0	0	0	0	0	0	0	0	3719	2674	6393
10	Cuddapah	0	0	0	0	0	0	0	0	0	3076	2116	5192
11	Kurnool	0	0	0	0	0	0	0	0	0	4767	3528	8295
12	Anantapur	0	0	0	0	0	0	0	0	0	5421	3997	9418
13	Chittoor	0	0	0	0	0	0	0	1	1	6474	5056	11530
Total		0	4	4	0	0	0	0	3	3	57811	44833	102644

Source: UDISE Plus data 2021-22

*Others: NCLP, Other AIE Centers & Hindi Mahavidyalayas

Management wise Teachers In Upper Primary Only (VI-VIII) Schools - 2021-22

Sl. No.	District	Central Government			State Government			Local Bodies			Private Aided			Private Unaided		
		Men	Women	Total	Men	Women	Total	Men	Women	Total	Men	Women	Total	Men	Women	Total
1	Srikakulam	0	0	0	1	5	6	0	0	0	0	0	0	2	4	6
2	Vizianagaram	0	0	0	2	1	3	0	0	0	0	0	0	6	9	15
3	Visakhapatnam	0	0	0	4	3	7	0	0	0	0	0	0	5	11	16
4	East Godavari	0	0	0	10	6	16	0	0	0	0	0	0	4	5	9
5	West Godavari	0	0	0	4	2	6	0	0	0	0	0	0	12	5	17
6	Krishna	0	0	0	0	0	0	0	0	0	0	0	0	11	13	24
7	Guntur	0	0	0	0	0	0	1	1	2	0	0	0	10	15	25
8	Prakasam	0	0	0	0	0	0	0	0	0	0	0	0	6	2	8
9	Nellore	0	0	0	0	0	0	0	0	0	0	0	0	0	0	0
10	Cuddapah	0	0	0	0	0	0	0	0	0	3	0	3	24	12	36
11	Kurnool	0	0	0	0	0	0	0	0	0	0	0	0	0	0	0
12	Anantapur	0	0	0	0	0	0	7	6	13	0	0	0	0	0	0
13	Chittoor	0	0	0	0	0	0	0	0	0	0	0	0	12	7	19
Total		0	0	0	21	17	38	8	7	15	3	0	3	92	83	175

Source:UDISE Plus data 2021-22

*Others:NCLP,Other AIE Centers & Hindi Mahavidyalayas

Management wise Teachers In Upper Primary Only (VI-VIII) Schools - 2021-22

Sl. No.	District	Others*			Unrecognised			Madarasas			Total		
		Men	Women	Total	Men	Women	Total	Men	Women	Total	Men	Women	Total
1	Srikakulam	0	0	0	0	0	0	0	0	0	3	9	12
2	Vizianagaram	0	0	0	0	0	0	0	0	0	8	10	18
3	Visakhapatnam	0	0	0	0	0	0	0	0	0	9	14	23
4	East Godavari	0	0	0	0	0	0	0	0	0	14	11	25
5	West Godavari	0	0	0	1	0	1	0	0	0	17	7	24
6	Krishna	0	0	0	0	0	0	2	5	7	13	18	31
7	Guntur	0	0	0	0	0	0	0	0	0	11	16	27
8	Prakasam	0	0	0	0	0	0	0	0	0	6	2	8
9	Nellore	0	0	0	0	0	0	0	0	0	0	0	0
10	Cuddapah	0	0	0	0	0	0	0	0	0	27	12	39
11	Kurnool	0	0	0	0	0	0	0	0	0	0	0	0
12	Anantapur	0	0	0	0	0	0	0	0	0	7	6	13
13	Chittoor	0	0	0	0	0	0	0	1	1	12	8	20
Total		0	0	0	1	0	1	2	6	8	127	113	240

Source:UDISE Plus data 2021-22

*Others:NCLP,Other AIE Centers & Hindi Mahavidyalayas

Management wise Total Teachers in All types of Schools - 2021-22

Sl. No.	District	Central Government			State Government			Local Bodies			Private Aided			Private Unaided		
		Men	Women	Total	Men	Women	Total	Men	Women	Total	Men	Women	Total	Men	Women	Total
1	Srikakulam	27	9	36	1261	1119	2380	6991	3939	10930	3	6	9	1871	2352	4223
2	Vizianagaram	33	28	61	1127	1241	2368	5384	3202	8586	65	48	113	1514	2167	3681
3	Visakhapatnam	105	115	220	2138	1635	3773	5614	5111	10725	109	193	302	3171	7956	11127
4	East Godavari	46	27	73	1450	1219	2669	8759	7195	15954	183	191	374	3807	7020	10827
5	West Godavari	20	8	28	545	592	1137	6339	5699	12038	167	240	407	2751	5178	7929
6	Krishna	44	14	58	238	469	707	5385	6203	11588	295	494	789	3164	7018	10182
7	Guntur	79	60	139	492	785	1277	6628	6708	13336	349	451	800	3558	7474	11032
8	Prakasam	43	16	59	652	984	1636	6872	4847	11719	505	222	727	2618	3490	6108
9	Nellore	78	41	119	412	680	1092	6249	4598	10847	85	87	172	2418	3815	6233
10	Cuddapah	24	13	37	380	780	1160	6102	4096	10198	225	191	416	3370	4255	7625
11	Kurnool	32	19	51	857	1518	2375	6901	5302	12203	247	138	385	3874	5812	9686
12	Anantapur	45	25	70	739	1202	1941	8696	6736	15432	42	61	103	3088	4479	7567
13	Chittoor	57	33	90	689	935	1624	8288	7191	15479	71	148	219	3065	5479	8544
Total		633	408	1041	10980	13159	24139	88208	70827	159035	2346	2470	4816	38269	66495	104764

Source: UDISE Plus data 2021-22

*Others: NCLP, Other AIE Centers & Hindi Mahavidyalayas

Management wise Total Teachers in All types of Schools - 2021-22

Sl. No.	District	Others*			Unrecognised			Madarasas			Total		
		Men	Women	Total	Men	Women	Total	Men	Women	Total	Men	Women	Total
1	Srikakulam	0	0	0	1	8	9	0	0	0	10154	7433	17587
2	Vizianagaram	0	0	0	0	0	0	0	0	0	8123	6686	14809
3	Visakhapatnam	0	0	0	7	13	20	21	21	42	11165	15044	26209
4	East Godavari	0	0	0	11	15	26	2	0	2	14258	15667	29925
5	West Godavari	0	0	0	2	0	2	4	1	5	9828	11718	21546
6	Krishna	4	16	20	5	10	15	13	20	33	9148	14244	23392
7	Guntur	6	28	34	5	16	21	24	47	71	11141	15569	26710
8	Prakasam	0	0	0	0	0	0	8	13	21	10698	9572	20270
9	Nellore	0	0	0	0	0	0	11	22	33	9253	9243	18496
10	Cuddapah	0	0	0	0	0	0	15	30	45	10116	9365	19481
11	Kurnool	2	5	7	1	2	3	25	111	136	11939	12907	24846
12	Anantapur	0	0	0	37	42	79	16	8	24	12663	12553	25216
13	Chittoor	0	0	0	11	27	38	11	12	23	12192	13825	26017
Total		12	49	61	80	133	213	150	285	435	140678	153826	294504

Source:UDISE Plus data 2021-22

*Others:NCLP,Other AIE Centers & Hindi Mahavidyalayas

Type wise Teachers - 2021-22

Sl. No.	District	Only Primary (I-V)			Primary with Upper Primary (I-VII/VIII)			Primary with Upper Primary, Sec & Higher Sec (I-XII)			Upper Primary with Sec & Higher Sec(VI-XII)			Primary with Upper Primary & Sec (I-X)		
		Men	Women	Total	Men	Women	Total	Men	Women	Total	Men	Women	Total	Men	Women	Total
1	Srikakulam	3022	2396	5418	1889	1681	3570	92	265	357	140	161	301	999	886	1885
2	Vizianagaram	2820	2402	5222	1262	1202	2464	79	254	333	111	351	462	868	640	1508
3	Visakhapatnam	3566	4070	7636	1505	2549	4054	109	408	517	45	139	184	2297	4198	6495
4	East Godavari	4369	5368	9737	2147	2944	5091	77	127	204	24	86	110	1540	2165	3705
5	West Godavari	2720	3712	6432	1428	2188	3616	19	80	99	0	0	0	1225	1997	3222
6	Krishna	2093	4702	6795	1587	2589	4176	135	196	331	7	27	34	959	2078	3037
7	Guntur	3324	5089	8413	1444	2669	4113	92	94	186	106	220	326	1962	3665	5627
8	Prakasam	3805	4024	7829	1491	1551	3042	89	132	221	87	234	321	546	845	1391
9	Nellore	2924	3649	6573	1445	1689	3134	165	250	415	99	157	256	901	824	1725
10	Cuddapah	3562	3858	7420	1322	1569	2891	109	281	390	80	279	359	1940	1250	3190
11	Kurnool	3667	4918	8585	1954	2701	4655	56	203	259	323	550	873	1172	1007	2179
12	Anantapur	3978	4961	8939	2268	2474	4742	82	162	244	249	361	610	658	592	1250
13	Chittoor	3568	5501	9069	1604	2301	3905	59	182	241	137	229	366	338	548	886
Total		43418	54650	98068	21346	28107	49453	1163	2634	3797	1408	2794	4202	15405	20695	36100

Source:UDISE Plus data 2021-22

Type wise Teachers - 2021-22

Sl. No.	District	Upper Primary with Sec (VI-X)			Upper Primary Only(VI-VIII)			Total		
		Men	Women	Total	Men	Women	Total	Men	Women	Total
1	Srikakulam	4009	2035	6044	3	9	12	10154	7433	17587
2	Vizianagaram	2975	1827	4802	8	10	18	8123	6686	14809
3	Visakhapatnam	3634	3666	7300	9	14	23	11165	15044	26209
4	East Godavari	6087	4966	11053	14	11	25	14258	15667	29925
5	West Godavari	4419	3734	8153	17	7	24	9828	11718	21546
6	Krishna	4354	4634	8988	13	18	31	9148	14244	23392
7	Guntur	4202	3816	8018	11	16	27	11141	15569	26710
8	Prakasam	4674	2784	7458	6	2	8	10698	9572	20270
9	Nellore	3719	2674	6393	0	0	0	9253	9243	18496
10	Cuddapah	3076	2116	5192	27	12	39	10116	9365	19481
11	Kurnool	4767	3528	8295	0	0	0	11939	12907	24846
12	Anantapur	5421	3997	9418	7	6	13	12663	12553	25216
13	Chittoor	6474	5056	11530	12	8	20	12192	13825	26017
Total		57811	44833	102644	127	113	240	140678	153826	294504

Source:UDISE Plus data 2021-22

Class wise Enrolment 2021-22 - ALL

Sl. No.	District	Class I			Class II			Class III			Class IV			Class V		
		Boys	Girls	Total	Boys	Girls	Total	Boys	Girls	Total	Boys	Girls	Total	Boys	Girls	Total
1	Srikakulam	15858	14716	30574	19097	17846	36943	20592	18904	39496	19819	18663	38482	20017	18307	38324
2	Vizianagaram	12967	12049	25016	15458	14377	29835	16480	15775	32255	16017	15149	31166	16341	15231	31572
3	Visakhapatnam	31050	28967	60017	36006	33938	69944	37818	35963	73781	36572	34694	71266	37755	35350	73105
4	East Godavari	32804	31225	64029	40444	38108	78552	42139	39789	81928	40141	38183	78324	40886	37973	78859
5	West Godavari	24454	22802	47256	29704	27626	57330	30680	28542	59222	29394	27838	57232	29719	27754	57473
6	Krishna	27088	25109	52197	31965	29510	61475	33334	31448	64782	33468	31045	64513	34115	31032	65147
7	Guntur	31400	28271	59671	37434	34095	71529	39837	36358	76195	38246	35274	73520	38560	34786	73346
8	Prakasam	20350	18379	38729	26124	23680	49804	29059	26865	55924	27309	24995	52304	27781	25116	52897
9	Nellore	17134	15988	33122	22129	20043	42172	23921	21934	45855	22807	21494	44301	23219	21624	44843
10	Cuddapah	20344	17915	38259	25734	22827	48561	28948	25742	54690	26514	24202	50716	26344	23743	50087
11	Kurnool	36566	32015	68581	42714	38193	80907	47107	42524	89631	43040	38702	81742	42025	37778	79803
12	Anantapur	29630	26015	55645	36040	31881	67921	38470	33596	72066	34966	31364	66330	34525	29991	64516
13	Chittoor	26345	23457	49802	30433	27562	57995	32405	29742	62147	31494	29306	60800	31630	28657	60287
Total		325990	296908	622898	393282	359686	752968	420790	387182	807972	399787	370909	770696	402917	367342	770259

Source:UDISE Plus data 2021-22

Class wise Enrolment 2021-22 - ALL

Sl. No.	District	Class VI			Class VII			Class VIII			ClassIX			ClassX			TOTAL		
		Boys	Girls	Total	Boys	Girls	Total	Boys	Girls	Total	Boys	Girls	Total	Boys	Girls	Total	Boys	Girls	Total
1	Srikakulam	20123	18061	38184	19503	18292	37795	19674	18217	37891	19008	17909	36917	19071	18047	37118	192762	178962	371724
2	Vizianagaram	16243	14820	31063	15637	14681	30318	15781	15041	30822	15536	14817	30353	15515	15010	30525	155975	146950	302925
3	Visakhapatnam	36741	32430	69171	35972	32627	68599	35474	32050	67524	34748	32276	67024	34166	31897	66063	356302	330192	686494
4	East Godavari	39186	37051	76237	38267	36244	74511	37273	36182	73455	36318	35144	71462	34605	34652	69257	382063	364551	746614
5	West Godavari	28373	26569	54942	27853	26053	53906	26918	26022	52940	26169	24765	50934	25440	24642	50082	278704	262613	541317
6	Krishna	32804	29251	62055	32586	30219	62805	32753	29991	62744	31527	29432	60959	31496	28862	60358	321136	295899	617035
7	Guntur	36616	32778	69394	37366	34207	71573	36234	33491	69725	35023	31759	66782	33278	30441	63719	363994	331460	695454
8	Prakasam	26261	23584	49845	26829	24513	51342	25288	23989	49277	23747	22390	46137	22409	20771	43180	255157	234282	489439
9	Nellore	20872	19172	40044	21261	19597	40858	20124	18682	38806	18831	17623	36454	18125	16998	35123	208423	193155	401578
10	Cuddapah	23840	21484	45324	23986	21731	45717	23059	21524	44583	21673	20236	41909	20669	19177	39846	241111	218581	459692
11	Kurnool	39468	34653	74121	37299	33624	70923	35064	31676	66740	31728	28032	59760	29411	25828	55239	384422	343025	727447
12	Anantapur	33193	28331	61524	31768	28638	60406	31310	28586	59896	29874	27191	57065	27228	25462	52690	327004	291055	618059
13	Chittoor	30685	27212	57897	30585	27885	58470	30137	27470	57607	29769	27344	57113	28928	26253	55181	302411	274888	577299
Total		384405	345396	729801	378912	348311	727223	369089	342921	712010	353951	328918	682869	340341	318040	658381	3769464	3465613	7235077

Source:UDISE Plus data 2021-22

Stage wise Enrolment 2021-22 - ALL

Sl. No.	District	Class I-V			Class VI-VIII			Class IX-X			Class I-X		
		Boys	Girls	Total	Boys	Girls	Total	Boys	Girls	Total	Boys	Girls	Total
1	Srikakulam	95383	88436	183819	59300	54570	113870	38079	35956	74035	192762	178962	371724
2	Vizianagaram	77263	72581	149844	47661	44542	92203	31051	29827	60878	155975	146950	302925
3	Visakhapatnam	179201	168912	348113	108187	97107	205294	68914	64173	133087	356302	330192	686494
4	East Godavari	196414	185278	381692	114726	109477	224203	70923	69796	140719	382063	364551	746614
5	West Godavari	143951	134562	278513	83144	78644	161788	51609	49407	101016	278704	262613	541317
6	Krishna	159970	148144	308114	98143	89461	187604	63023	58294	121317	321136	295899	617035
7	Guntur	185477	168784	354261	110216	100476	210692	68301	62200	130501	363994	331460	695454
8	Prakasam	130623	119035	249658	78378	72086	150464	46156	43161	89317	255157	234282	489439
9	Nellore	109210	101083	210293	62257	57451	119708	36956	34621	71577	208423	193155	401578
10	Cuddapah	127884	114429	242313	70885	64739	135624	42342	39413	81755	241111	218581	459692
11	Kurnool	211452	189212	400664	111831	99953	211784	61139	53860	114999	384422	343025	727447
12	Anantapur	173631	152847	326478	96271	85555	181826	57102	52653	109755	327004	291055	618059
13	Chittoor	152307	138724	291031	91407	82567	173974	58697	53597	112294	302411	274888	577299
Total		1942766	1782027	3724793	1132406	1036628	2169034	694292	646958	1341250	3769464	3465613	7235077

Class wise Enrolment 2021-22 - BC

Sl. No.	District	Class I			Class II			Class III			Class IV			Class V			Class VI		
		Boys	Girls	Total	Boys	Girls	Total	Boys	Girls	Total	Boys	Girls	Total	Boys	Girls	Total	Boys	Girls	Total
1	Srikakulam	12167	11212	23379	14779	13692	28471	15826	14445	30271	15437	14354	29791	15466	14043	29509	15659	13986	29645
2	Vizianagaram	8439	7805	16244	10253	9460	19713	10848	10274	21122	10710	10126	20836	10774	10133	20907	10977	9975	20952
3	Visakhapatnam	15963	14794	30757	19022	17578	36600	19177	17897	37074	18707	17748	36455	19211	17937	37148	19593	17135	36728
4	East Godavari	14235	13367	27602	17527	16669	34196	18098	16740	34838	17155	16447	33602	17270	16183	33453	17240	16310	33550
5	West Godavari	11104	10373	21477	13429	12516	25945	13776	12791	26567	13078	12444	25522	13087	12508	25595	12898	12031	24929
6	Krishna	12954	11956	24910	15435	14209	29644	15637	14782	30419	15750	14551	30301	15730	14389	30119	15288	13836	29124
7	Guntur	13483	12275	25758	16408	14695	31103	16853	15288	32141	16079	14902	30981	15897	14593	30490	15216	13854	29070
8	Prakasam	8459	7430	15889	10949	9800	20749	11798	10792	22590	11176	10193	21369	11202	9990	21192	10604	9470	20074
9	Nellore	7651	6949	14600	9842	8677	18519	10496	9402	19898	10081	9352	19433	10157	9332	19489	9438	8459	17897
10	Cuddapah	10146	8996	19142	12815	11507	24322	14087	12756	26843	13011	11934	24945	12640	11492	24132	11512	10273	21785
11	Kurnool	24054	21181	45235	28482	25294	53776	31270	27916	59186	28146	25077	53223	26789	24080	50869	25137	22020	47157
12	Anantapur	18714	16490	35204	23151	20355	43506	24273	21081	45354	21940	19623	41563	21382	18611	39993	20596	17567	38163
13	Chittoor	13703	12162	25865	16008	14270	30278	16551	15250	31801	16242	14991	31233	16058	14816	30874	15726	14004	29730
Total		171072	154990	326062	208100	188722	396822	218690	199414	418104	207512	191742	399254	205663	188107	393770	199884	178920	378804

Source: UDISE Plus data 2021-22

Class wise Enrolment 2021-22- BC

Sl. No.	District	Class VII			Class VIII			ClassIX			ClassX			TOTAL		
		Boys	Girls	Total	Boys	Girls	Total	Boys	Girls	Total	Boys	Girls	Total	Boys	Girls	Total
1	Srikakulam	15242	14376	29618	15284	14180	29464	14804	13862	28666	14969	14098	29067	149633	138248	287881
2	Vizianagaram	10628	10135	20763	10748	10341	21089	10673	10146	20819	10740	10512	21252	104790	98907	203697
3	Visakhapatnam	19023	17378	36401	18881	17312	36193	18843	17384	36227	18976	17530	36506	187396	172693	360089
4	East Godavari	16678	15571	32249	16090	15787	31877	15649	15287	30936	14932	14828	29760	164874	157189	322063
5	West Godavari	12386	11508	23894	11769	11628	23397	11505	10924	22429	11289	10761	22050	124321	117484	241805
6	Krishna	14895	13991	28886	15062	13716	28778	14222	13469	27691	13983	13082	27065	148956	137981	286937
7	Guntur	15445	14098	29543	14686	13628	28314	13945	12901	26846	12864	12033	24897	150876	138267	289143
8	Prakasam	10728	9721	20449	10189	9645	19834	9673	8826	18499	9062	8154	17216	103840	94021	197861
9	Nellore	9366	8563	17929	9032	8380	17412	8502	7911	16413	8233	7703	15936	92798	84728	177526
10	Cuddapah	11568	10329	21897	10875	10253	21128	10107	9581	19688	9797	8923	18720	116558	106044	222602
11	Kurnool	23708	21333	45041	22006	19652	41658	19658	17011	36669	17966	15575	33541	247216	219139	466355
12	Anantapur	19573	17472	37045	19144	17461	36605	18168	16433	34601	16306	15111	31417	203247	180204	383451
13	Chittoor	15417	14094	29511	15138	13899	29037	14819	14026	28845	14546	13216	27762	154208	140728	294936
Total		194657	178569	373226	188904	175882	364786	180568	167761	348329	173663	161526	335189	1948713	1785633	3734346

Source:UDISE Plus data 2021-22

Stage wise Enrolment 2021-22 - BC

Sl. No.	District	Class I-V			Class VI-VIII			Class IX-X			Class I-X		
		Boys	Girls	Total	Boys	Girls	Total	Boys	Girls	Total	Boys	Girls	Total
1	Srikakulam	73675	67746	141421	46185	42542	88727	29773	27960	57733	149633	138248	287881
2	Vizianagaram	51024	47798	98822	32353	30451	62804	21413	20658	42071	104790	98907	203697
3	Visakhapatnam	92080	85954	178034	57497	51825	109322	37819	34914	72733	187396	172693	360089
4	East Godavari	84285	79406	163691	50008	47668	97676	30581	30115	60696	164874	157189	322063
5	West Godavari	64474	60632	125106	37053	35167	72220	22794	21685	44479	124321	117484	241805
6	Krishna	75506	69887	145393	45245	41543	86788	28205	26551	54756	148956	137981	286937
7	Guntur	78720	71753	150473	45347	41580	86927	26809	24934	51743	150876	138267	289143
8	Prakasam	53584	48205	101789	31521	28836	60357	18735	16980	35715	103840	94021	197861
9	Nellore	48227	43712	91939	27836	25402	53238	16735	15614	32349	92798	84728	177526
10	Cuddapah	62699	56685	119384	33955	30855	64810	19904	18504	38408	116558	106044	222602
11	Kurnool	138741	123548	262289	70851	63005	133856	37624	32586	70210	247216	219139	466355
12	Anantapur	109460	96160	205620	59313	52500	111813	34474	31544	66018	203247	180204	383451
13	Chittoor	78562	71489	150051	46281	41997	88278	29365	27242	56607	154208	140728	294936
Total		1011037	922975	1934012	583445	533371	1116816	354231	329287	683518	1948713	1785633	3734346

Source : UDISE Plus data 2020-21

Class wise Enrolment 2021-22 - SC

Sl. No.	District	Class I			Class II			Class III			Class IV			Class V			Class VI		
		Boys	Girls	Total	Boys	Girls	Total	Boys	Girls	Total	Boys	Girls	Total	Boys	Girls	Total	Boys	Girls	Total
1	Srikakulam	1527	1418	2945	1815	1741	3556	1951	1889	3840	1808	1836	3644	1812	1772	3584	1808	1729	3537
2	Vizianagaram	1436	1388	2824	1712	1616	3328	1845	1823	3668	1760	1650	3410	1800	1697	3497	1754	1666	3420
3	Visakhapatnam	2525	2362	4887	2873	2714	5587	3033	3022	6055	2953	2887	5840	3039	2910	5949	2991	2696	5687
4	East Godavari	6679	6616	13295	8330	7902	16232	8849	8632	17481	8306	7978	16284	8523	8014	16537	7972	7389	15361
5	West Godavari	6070	5689	11759	7610	6981	14591	8104	7436	15540	7320	7167	14487	7572	7206	14778	6969	6692	13661
6	Krishna	6352	6000	12352	7836	7285	15121	8101	7867	15968	7945	7519	15464	8148	7735	15883	7677	7151	14828
7	Guntur	7151	6467	13618	8824	8222	17046	9427	8907	18334	9023	8424	17447	9211	8465	17676	8477	7970	16447
8	Prakasam	5469	5106	10575	7070	6732	13802	8132	7767	15899	7498	7143	14641	7670	7266	14936	7217	6813	14030
9	Nellore	4287	4224	8511	5649	5334	10983	6092	5695	11787	5691	5417	11108	5854	5654	11508	5247	5002	10249
10	Cuddapah	3618	3365	6983	4705	4332	9037	5575	5050	10625	4949	4745	9694	5021	4728	9749	4401	4159	8560
11	Kurnool	6994	6348	13342	8485	7782	16267	9587	8876	18463	8579	8005	16584	8767	8116	16883	8132	7481	15613
12	Anantapur	4898	4382	9280	5760	5357	11117	6303	5727	12030	5662	5282	10944	5528	5099	10627	5277	4671	9948
13	Chittoor	5601	5013	10614	6344	6073	12417	6991	6441	13432	6485	6225	12710	6568	6124	12692	6121	5710	11831
Total		62607	58378	120985	77013	72071	149084	83990	79132	163122	77979	74278	152257	79513	74786	154299	74043	69129	143172

Source : UDISE 2021-22 Plus Data

Class wise Enrolment 2021-22 - SC

Sl. No.	District	Class VII			Class VIII			Class IX			ClassX			TOTAL		
		Boys	Girls	Total	Boys	Girls	Total	Boys	Girls	Total	Boys	Girls	Total	Boys	Girls	Total
1	Srikakulam	1798	1691	3489	1852	1719	3571	1712	1727	3439	1759	1647	3406	17842	17169	35011
2	Vizianagaram	1623	1606	3229	1725	1712	3437	1728	1698	3426	1749	1683	3432	17132	16539	33671
3	Visakhapatnam	2935	2716	5651	2942	2709	5651	2758	2774	5532	2868	2705	5573	28917	27495	56412
4	East Godavari	7791	7464	15255	7664	7336	15000	7298	7105	14403	7031	7149	14180	78443	75585	154028
5	West Godavari	6938	6748	13686	6855	6630	13485	6435	6296	12731	6118	6231	12349	69991	67076	137067
6	Krishna	7623	7303	14926	7412	7229	14641	7050	6854	13904	7085	6878	13963	75229	71821	147050
7	Guntur	8714	8347	17061	8573	8223	16796	8204	7708	15912	7866	7360	15226	85470	80093	165563
8	Prakasam	7547	7115	14662	7204	6884	14088	6580	6428	13008	6106	5865	11971	70493	67119	137612
9	Nellore	5331	5149	10480	5110	4838	9948	4874	4844	9718	4916	4638	9554	53051	50795	103846
10	Cuddapah	4373	4242	8615	4460	4217	8677	4123	3982	8105	4016	3721	7737	45241	42541	87782
11	Kurnool	7444	6987	14431	7164	6854	14018	6271	6121	12392	5982	5732	11714	77405	72302	149707
12	Anantapur	4910	4720	9630	5112	4803	9915	4829	4550	9379	4444	4323	8767	52723	48914	101637
13	Chittoor	6358	5889	12247	6235	5818	12053	6147	5723	11870	5931	5627	11558	62781	58643	121424
Total		73385	69977	143362	72308	68972	141280	68009	65810	133819	65871	63559	129430	734718	696092	1430810

Source : UDISE 2021-22 Plus Data

Stage wise Enrolment 2021-22 - SC

Sl. No.	District	Class I-V			Class VI-VIII			Class IX-X			Class I-X		
		Boys	Girls	Total	Boys	Girls	Total	Boys	Girls	Total	Boys	Girls	Total
1	Srikakulam	8913	8656	17569	5458	5139	10597	3471	3374	6845	17842	17169	35011
2	Vizianagaram	8553	8174	16727	5102	4984	10086	3477	3381	6858	17132	16539	33671
3	Visakhapatnam	14423	13895	28318	8868	8121	16989	5626	5479	11105	28917	27495	56412
4	East Godavari	40687	39142	79829	23427	22189	45616	14329	14254	28583	78443	75585	154028
5	West Godavari	36676	34479	71155	20762	20070	40832	12553	12527	25080	69991	67076	137067
6	Krishna	38382	36406	74788	22712	21683	44395	14135	13732	27867	75229	71821	147050
7	Guntur	43636	40485	84121	25764	24540	50304	16070	15068	31138	85470	80093	165563
8	Prakasam	35839	34014	69853	21968	20812	42780	12686	12293	24979	70493	67119	137612
9	Nellore	27573	26324	53897	15688	14989	30677	9790	9482	19272	53051	50795	103846
10	Cuddapah	23868	22220	46088	13234	12618	25852	8139	7703	15842	45241	42541	87782
11	Kurnool	42412	39127	81539	22740	21322	44062	12253	11853	24106	77405	72302	149707
12	Anantapur	28151	25847	53998	15299	14194	29493	9273	8873	18146	52723	48914	101637
13	Chittoor	31989	29876	61865	18714	17417	36131	12078	11350	23428	62781	58643	121424
Total		381102	358645	739747	219736	208078	427814	133880	129369	263249	734718	696092	1430810

Source : UDISE Plus data 2021-22

Class wise Enrolment 2021-22 - ST

Sl. No.	District	Class I			Class II			Class III			Class IV			Class V			Class VI		
		Boys	Girls	Total	Boys	Girls	Total	Boys	Girls	Total	Boys	Girls	Total	Boys	Girls	Total	Boys	Girls	Total
1	Srikakulam	1281	1285	2566	1511	1491	3002	1749	1609	3358	1525	1515	3040	1612	1493	3105	1494	1383	2877
2	Vizianagaram	2142	1999	4141	2388	2318	4706	2526	2584	5110	2339	2269	4608	2516	2253	4769	2175	2096	4271
3	Visakhapatnam	6130	6014	12144	7076	7148	14224	7386	7378	14764	6889	6751	13640	7364	7053	14417	6260	5807	12067
4	East Godavari	2518	2523	5041	3169	3019	6188	3402	3343	6745	3150	2978	6128	3139	3000	6139	2729	2690	5419
5	West Godavari	1092	994	2086	1179	1179	2358	1280	1302	2582	1217	1199	2416	1264	1143	2407	1053	1108	2161
6	Krishna	1232	1117	2349	1456	1200	2656	1461	1427	2888	1504	1315	2819	1530	1295	2825	1339	1165	2504
7	Guntur	2282	2006	4288	2673	2360	5033	3219	2849	6068	2809	2639	5448	2895	2612	5507	2484	2162	4646
8	Prakasam	1172	1169	2341	1476	1422	2898	1934	1811	3745	1684	1545	3229	1755	1583	3338	1528	1429	2957
9	Nellore	2048	1965	4013	2798	2660	5458	3233	3033	6266	2908	2923	5831	2929	2870	5799	2217	2186	4403
10	Cuddapah	710	652	1362	811	776	1587	1081	974	2055	968	844	1812	967	908	1875	769	714	1483
11	Kurnool	890	692	1582	905	835	1740	1017	987	2004	1056	920	1976	1081	945	2026	935	808	1743
12	Anantapur	1244	1119	2363	1599	1376	2975	1665	1477	3142	1547	1354	2901	1583	1262	2845	1453	1258	2711
13	Chittoor	1381	1251	2632	1680	1525	3205	1819	1772	3591	1745	1671	3416	1781	1590	3371	1610	1383	2993
Total		24122	22786	46908	28721	27309	56030	31772	30546	62318	29341	27923	57264	30416	28007	58423	26046	24189	50235

Source : UDISE Plus data 2021-22

Class wise Enrolment 2021-22 - ST

Sl. No.	District	Class VII			Class VIII			Class IX			ClassX			TOTAL		
		Boys	Girls	Total	Boys	Girls	Total	Boys	Girls	Total	Boys	Girls	Total	Boys	Girls	Total
1	Srikakulam	1325	1213	2538	1358	1276	2634	1280	1246	2526	1192	1249	2441	14327	13760	28087
2	Vizianagaram	2085	1821	3906	1935	1849	3784	1799	1753	3552	1695	1597	3292	21600	20539	42139
3	Visakhapatnam	5780	5326	11106	5294	4798	10092	4671	4714	9385	4177	4550	8727	61027	59539	120566
4	East Godavari	2541	2571	5112	2382	2475	4857	2164	2330	4494	1806	2175	3981	27000	27104	54104
5	West Godavari	1067	1138	2205	1107	1086	2193	965	955	1920	835	895	1730	11059	10999	22058
6	Krishna	1341	1201	2542	1186	1206	2392	1144	1084	2228	1001	975	1976	13194	11985	25179
7	Guntur	2453	2261	4714	2256	1957	4213	2020	1749	3769	1781	1602	3383	24872	22197	47069
8	Prakasam	1417	1332	2749	1146	1130	2276	908	950	1858	815	808	1623	13835	13179	27014
9	Nellore	2339	2159	4498	1864	1839	3703	1383	1295	2678	1116	1114	2230	22835	22044	44879
10	Cuddapah	857	744	1601	818	692	1510	656	577	1233	586	503	1089	8223	7384	15607
11	Kurnool	901	759	1660	851	762	1613	792	658	1450	736	597	1333	9164	7963	17127
12	Anantapur	1441	1322	2763	1407	1220	2627	1320	1203	2523	1199	1135	2334	14458	12726	27184
13	Chittoor	1579	1570	3149	1543	1457	3000	1425	1276	2701	1167	1080	2247	15730	14575	30305
Total		25126	23417	48543	23147	21747	44894	20527	19790	40317	18106	18280	36386	257324	243994	501318

Source : UDISE Plus Data 2021-22

Stage wise Enrolment 2021-22 - ST

Sl. No.	District	Class I-V			Class VI-VIII			Class IX-X			Class I-X		
		Boys	Girls	Total	Boys	Girls	Total	Boys	Girls	Total	Boys	Girls	Total
1	Srikakulam	7678	7393	15071	4177	3872	8049	2472	2495	4967	14327	13760	28087
2	Vizianagaram	11911	11423	23334	6195	5766	11961	3494	3350	6844	21600	20539	42139
3	Visakhapatnam	34845	34344	69189	17334	15931	33265	8848	9264	18112	61027	59539	120566
4	East Godavari	15378	14863	30241	7652	7736	15388	3970	4505	8475	27000	27104	54104
5	West Godavari	6032	5817	11849	3227	3332	6559	1800	1850	3650	11059	10999	22058
6	Krishna	7183	6354	13537	3866	3572	7438	2145	2059	4204	13194	11985	25179
7	Guntur	13878	12466	26344	7193	6380	13573	3801	3351	7152	24872	22197	47069
8	Prakasam	8021	7530	15551	4091	3891	7982	1723	1758	3481	13835	13179	27014
9	Nellore	13916	13451	27367	6420	6184	12604	2499	2409	4908	22835	22044	44879
10	Cuddapah	4537	4154	8691	2444	2150	4594	1242	1080	2322	8223	7384	15607
11	Kurnool	4949	4379	9328	2687	2329	5016	1528	1255	2783	9164	7963	17127
12	Anantapur	7638	6588	14226	4301	3800	8101	2519	2338	4857	14458	12726	27184
13	Chittoor	8406	7809	16215	4732	4410	9142	2592	2356	4948	15730	14575	30305
Total		144372	136571	280943	74319	69353	143672	38633	38070	76703	257324	243994	501318

Source : UDISE Plus data 2021-22

Gross Enrolment Ratio (6-10 Age Group) 2021-22 - ALL

Sl. No.	District	Child Population(6-10)			Enrolment In Classes(I-V)			Gross Enrolment Ratio		
		Boys	Girls	Total	Boys	Girls	Total	Boys	Girls	Total
1	Srikakulam	105681	96329	202010	95383	88436	183819	90.26	91.81	91.00
2	Vizianagaram	89747	82752	172499	77263	72581	149844	86.09	87.71	86.87
3	Visakhapatnam	164102	151883	315985	179201	168912	348113	109.20	111.21	110.17
4	East Godavari	190254	178036	368290	196414	185278	381692	103.24	104.07	103.64
5	West Godavari	140952	131805	272757	143951	134562	278513	102.13	102.09	102.11
6	Krishna	158201	145432	303633	159970	148144	308114	101.12	101.87	101.48
7	Guntur	183447	166757	350204	185477	168784	354261	101.11	101.22	101.16
8	Prakasam	141535	128526	270061	130623	119035	249658	92.29	92.62	92.45
9	Nellore	111695	101618	213313	109210	101083	210293	97.77	99.47	98.58
10	Cuddapah	119863	107930	227793	127884	114429	242313	106.69	106.02	106.37
11	Kurnool	186872	172070	358943	211452	189212	400664	113.15	109.96	111.62
12	Anantapur	161635	148240	309875	173631	152847	326478	107.42	103.11	105.36
13	Chittoor	156016	142623	298639	152307	138724	291031	97.62	97.27	97.45
Total		1910000	1754000	3664000	1942766	1782027	3724793	101.72	101.60	101.66

Source : UDISE Plus data 2021-22

Gross Enrolment Ratio (6-10 Age Group) 2021-22 - SC

Sl. No.	District	Child Population(6-10)			Enrolment In Classes(I-V)			Gross Enrolment Ratio		
		Boys	Girls	Total	Boys	Girls	Total	Boys	Girls	Total
1	Srikakulam	10216	9474	19691	8913	8656	17569	87.24	91.36	89.23
2	Vizianagaram	9422	8952	18373	8553	8174	16727	90.78	91.31	91.04
3	Visakhapatnam	12310	11698	24008	14423	13895	28318	117.16	118.78	117.95
4	East Godavari	37779	35690	73469	40687	39142	79829	107.70	109.67	108.66
5	West Godavari	32328	30857	63185	36676	34479	71155	113.45	111.74	112.61
6	Krishna	34399	32445	66844	38382	36406	74788	111.58	112.21	111.88
7	Guntur	39543	36817	76360	43636	40485	84121	110.35	109.96	110.16
8	Prakasam	36763	34623	71386	35839	34014	69853	97.49	98.24	97.85
9	Nellore	26828	25244	52072	27573	26324	53897	102.78	104.28	103.51
10	Cuddapah	21090	19715	40804	23868	22220	46088	113.17	112.71	112.95
11	Kurnool	35624	33550	69173	42412	39127	81539	119.06	116.62	117.88
12	Anantapur	20187	19909	40096	28151	25847	53998	139.45	129.83	134.67
13	Chittoor	31066	29301	60367	31989	29876	61865	102.97	101.96	102.48
Total		347553	328275	675828	381102	358645	739747	109.65	109.25	109.46

Source : UDISE Plus data 2021-22

Gross Enrolment Ratio (6-10 Age Group) 2021-22-ST

Sl. No.	District	Child Population(6-10)			Enrolment In Classes(I-V)			Gross Enrolment Ratio		
		Boys	Girls	Total	Boys	Girls	Total	Boys	Girls	Total
1	Srikakulam	7875	7404	15279	7678	7393	15071	97.50	99.85	98.64
2	Vizianagaram	11800	11012	22813	11911	11423	23334	100.94	103.73	102.29
3	Visakhapatnam	29781	28115	57895	34845	34344	69189	117.01	122.16	119.51
4	East Godavari	9300	8836	18136	15378	14863	30241	165.35	168.21	166.74
5	West Godavari	4869	4531	9400	6032	5817	11849	123.88	128.39	126.05
6	Krishna	6223	5712	11935	7183	6354	13537	115.42	111.24	113.42
7	Guntur	12752	11360	24112	13878	12466	26344	108.83	109.74	109.26
8	Prakasam	8922	7878	16800	8021	7530	15551	89.90	95.58	92.56
9	Nellore	14356	12596	26952	13916	13451	27367	96.94	106.79	101.54
10	Cuddapah	4124	3462	7586	4537	4154	8691	110.01	119.99	114.56
11	Kurnool	4514	4255	8770	4949	4379	9328	109.63	102.90	106.37
12	Anantapur	7212	6218	13430	7638	6588	14226	105.91	105.95	105.93
13	Chittoor	7591	6882	14473	8406	7809	16215	110.74	113.47	112.04
Total		129320	118261	247581	144372	136571	280943	111.64	115.48	113.48

Source : UDISE Plus data 2021-22

Gross Enrolment Ratio (11-13 Age Group) 2021-22- ALL

Sl. No.	District	Child Population(11-13)			Enrolment In Classes(VI-VIII)			Gross Enrolment Ratio		
		Boys	Girls	Total	Boys	Girls	Total	Boys	Girls	Total
1	Srikakulam	64819	61197	126016	59300	54570	113870	91.49	89.17	90.36
2	Vizianagaram	54901	52318	107219	47661	44542	92203	86.81	85.14	85.99
3	Visakhapatnam	98439	94849	193288	108187	97107	205294	109.90	102.38	106.21
4	East Godavari	112244	111753	223998	114726	109477	224203	102.21	97.96	100.09
5	West Godavari	85924	85455	171379	83144	78644	161788	96.76	92.03	94.40
6	Krishna	96591	92688	189279	98143	89461	187604	101.61	96.52	99.11
7	Guntur	109770	104624	214394	110216	100476	210692	100.41	96.04	98.27
8	Prakasam	79922	76487	156409	78378	72086	150464	98.07	94.25	96.20
9	Nellore	67565	63277	130842	62257	57451	119708	92.14	90.79	91.49
10	Cuddapah	66526	63886	130411	70885	64739	135624	106.55	101.34	104.00
11	Kurnool	107730	103463	211193	111831	99953	211784	103.81	96.61	100.28
12	Anantapur	96109	90645	186754	96271	85555	181826	100.17	94.38	97.36
13	Chittoor	92460	88357	180817	91407	82567	173974	98.86	93.45	96.22
Total		1133000	1089000	2222000	1132406	1036628	2169034	99.95	95.19	97.62

Source : UDISE Plus Data 2021-22

Gross Enrolment Ratio (11-13 Age Group) 2021-22- SC

Sl. No.	District	Child Population(11-13)			Enrolment In Classes(VI-VIII)			Gross Enrolment Ratio		
		Boys	Girls	Total	Boys	Girls	Total	Boys	Girls	Total
1	Srikakulam	6600	6741	13340	5458	5139	10597	82.70	76.24	79.44
2	Vizianagaram	6104	6403	12506	5102	4984	10086	83.59	77.84	80.65
3	Visakhapatnam	7950	7881	15830	8868	8121	16989	111.55	103.05	107.32
4	East Godavari	22420	22786	45206	23427	22189	45616	104.49	97.38	100.91
5	West Godavari	19972	20507	40479	20762	20070	40832	103.95	97.87	100.87
6	Krishna	20891	21055	41946	22712	21683	44395	108.72	102.98	105.84
7	Guntur	23213	23299	46512	25764	24540	50304	110.99	105.33	108.15
8	Prakasam	20496	20672	41168	21968	20812	42780	107.18	100.68	103.92
9	Nellore	17140	16453	33594	15688	14989	30677	91.53	91.10	91.32
10	Cuddapah	11868	11793	23661	13234	12618	25852	111.51	107.00	109.26
11	Kurnool	20609	20242	40851	22740	21322	44062	110.34	105.34	107.86
12	Anantapur	14789	14819	29607	15299	14194	29493	103.45	95.78	99.61
13	Chittoor	18419	18774	37193	18714	17417	36131	101.60	92.77	97.14
Total		210470	211423	421893	219736	208078	427814	104.40	98.42	101.40

Source : UDISE Plus Data 2021-22

Gross Enrolment Ratio (11-13 Age Group) 2021-22 - ST

Sl. No.	District	Child Population(11-13)			Enrolment In Classes(VI-VIII)			Gross Enrolment Ratio		
		Boys	Girls	Total	Boys	Girls	Total	Boys	Girls	Total
1	Srikakulam	5061	4989	10051	4177	3872	8049	82.53	77.61	80.08
2	Vizianagaram	7071	6695	13767	6195	5766	11961	87.61	86.12	86.88
3	Visakhapatnam	17132	16755	33887	17334	15931	33265	101.18	95.08	98.16
4	East Godavari	5385	5435	10820	7652	7736	15388	142.09	142.34	142.22
5	West Godavari	2889	2997	5886	3227	3332	6559	111.69	111.18	111.43
6	Krishna	3622	3348	6970	3866	3572	7438	106.75	106.69	106.72
7	Guntur	6475	5929	12404	7193	6380	13573	111.09	107.60	109.42
8	Prakasam	4052	3581	7633	4091	3891	7982	100.97	108.66	104.58
9	Nellore	7066	6356	13421	6420	6184	12604	90.86	97.30	93.91
10	Cuddapah	1923	1713	3635	2444	2150	4594	127.12	125.54	126.38
11	Kurnool	2688	2445	5133	2687	2329	5016	99.97	95.25	97.73
12	Anantapur	4083	3824	7906	4301	3800	8101	105.35	99.38	102.46
13	Chittoor	4090	3833	7923	4732	4410	9142	115.70	115.06	115.39
Total		71536	67901	139436	74319	69353	143672	103.89	102.14	103.04

Source : UDISE Plus 2021-22 Data

Gross Enrolment Ratio (14-15 Age Group) 2021-22 - ALL

Sl. No.	District	Child Population(14-15)			Enrolment In Classes(IX-X)			Gross Enrolment Ratio		
		Boys	Girls	Total	Boys	Girls	Total	Boys	Girls	Total
1	Srikakulam	45847	43385	89232	38079	35956	74035	83.06	82.88	82.97
2	Vizianagaram	38175	37456	75631	31051	29827	60878	81.34	79.63	80.49
3	Visakhapatnam	67965	66212	134177	68914	64173	133087	101.40	96.92	99.19
4	East Godavari	79204	79615	158818	70923	69796	140719	89.54	87.67	88.60
5	West Godavari	61108	59940	121048	51609	49407	101016	84.45	82.43	83.45
6	Krishna	73121	68698	141819	63023	58294	121317	86.19	84.86	85.54
7	Guntur	78188	74230	152418	68301	62200	130501	87.35	83.79	85.62
8	Prakasam	56160	50915	107075	46156	43161	89317	82.19	84.77	83.42
9	Nellore	47748	43067	90815	36956	34621	71577	77.40	80.39	78.82
10	Cuddapah	46676	44375	91051	42342	39413	81755	90.71	88.82	89.79
11	Kurnool	76649	70463	147112	61139	53860	114999	79.76	76.44	78.17
12	Anantapur	68581	64864	133445	57102	52653	109755	83.26	81.17	82.25
13	Chittoor	65577	62779	128356	58697	53597	112294	89.51	85.37	87.49
Total		805000	766000	1571000	694292	646958	1341250	86.25	84.46	85.38

Source : UDISE Plus 2021-22 Data

Gross Enrolment Ratio (14-15 Age Group) 2021-22 - SC

Sl. No.	District	Child Population(14-15)			Enrolment In Classes(IX-X)			Gross Enrolment Ratio		
		Boys	Girls	Total	Boys	Girls	Total	Boys	Girls	Total
1	Srikakulam	4753	4879	9632	3471	3374	6845	73.03	69.15	71.07
2	Vizianagaram	4388	4640	9028	3477	3381	6858	79.24	72.86	75.96
3	Visakhapatnam	5475	5597	11072	5626	5479	11105	102.76	97.89	100.30
4	East Godavari	16010	16560	32570	14329	14254	28583	89.50	86.07	87.76
5	West Godavari	13878	14141	28019	12553	12527	25080	90.45	88.59	89.51
6	Krishna	14375	14523	28897	14135	13732	27867	98.33	94.56	96.43
7	Guntur	15748	15893	31641	16070	15068	31138	102.05	94.81	98.41
8	Prakasam	14066	13125	27191	12686	12293	24979	90.19	93.66	91.87
9	Nellore	11554	11084	22639	9790	9482	19272	84.73	85.54	85.13
10	Cuddapah	8156	7964	16120	8139	7703	15842	99.79	96.72	98.27
11	Kurnool	15213	13835	29048	12253	11853	24106	80.54	85.68	82.99
12	Anantapur	10620	10656	21276	9273	8873	18146	87.32	83.26	85.29
13	Chittoor	12661	12574	25234	12078	11350	23428	95.40	90.27	92.84
Total		146895	145472	292367	133880	129369	263249	91.14	88.93	90.04

Source : UDISE Plus 2021-22 Data

Gross Enrolment Ratio (14-15 Age Group) 2021-22 - ST

Sl. No.	District	Child Population(14-15)			Enrolment In Classes(IX-X)			Gross Enrolment Ratio		
		Boys	Girls	Total	Boys	Girls	Total	Boys	Girls	Total
1	Srikakulam	3322	3392	6714	2472	2495	4967	74.41	73.56	73.98
2	Vizianagaram	4580	4746	9326	3494	3350	6844	76.28	70.59	73.39
3	Visakhapatnam	11392	11365	22758	8848	9264	18112	77.67	81.51	79.59
4	East Godavari	3792	3960	7753	3970	4505	8475	104.68	113.76	109.32
5	West Godavari	2035	2058	4093	1800	1850	3650	88.45	89.91	89.18
6	Krishna	2529	2273	4801	2145	2059	4204	84.83	90.59	87.56
7	Guntur	4349	3718	8067	3801	3351	7152	87.41	90.13	88.66
8	Prakasam	2534	2301	4836	1723	1758	3481	67.98	76.39	71.98
9	Nellore	4924	4186	9110	2499	2409	4908	50.75	57.55	53.88
10	Cuddapah	1333	1139	2472	1242	1080	2322	93.17	94.85	93.94
11	Kurnool	1848	1561	3410	1528	1255	2783	82.67	80.37	81.62
12	Anantapur	2790	2643	5434	2519	2338	4857	90.27	88.45	89.39
13	Chittoor	2733	2528	5261	2592	2356	4948	94.85	93.20	94.06
Total		48163	45869	94032	38633	38070	76703	80.21	83.00	81.57

Source : UDISE Plus 2021-22 Data

Gross Enrolment Ratio (6-15 Age Group) 2021-22- ALL

Sl. No.	District	Child Population(6-15)			Enrolment In Classes(I-X)			Gross Enrolment Ratio		
		Boys	Girls	Total	Boys	Girls	Total	Boys	Girls	Total
1	Srikakulam	216346	200911	417258	192762	178962	371724	89.10	89.08	89.09
2	Vizianagaram	182824	172526	355350	155975	146950	302925	85.31	85.18	85.25
3	Visakhapatnam	330505	312945	643450	356302	330192	686494	107.81	105.51	106.69
4	East Godavari	381702	369404	751106	382063	364551	746614	100.09	98.69	99.40
5	West Godavari	287985	277199	565184	278704	262613	541317	96.78	94.74	95.78
6	Krishna	327913	306818	634731	321136	295899	617035	97.93	96.44	97.21
7	Guntur	371406	345611	717017	363994	331460	695454	98.00	95.91	96.99
8	Prakasam	277616	255929	533545	255157	234282	489439	91.91	91.54	91.73
9	Nellore	227008	207961	434970	208423	193155	401578	91.81	92.88	92.32
10	Cuddapah	233065	216190	449255	241111	218581	459692	103.45	101.11	102.32
11	Kurnool	371251	345996	717248	384422	343025	727447	103.55	99.14	101.42
12	Anantapur	326326	303749	630075	327004	291055	618059	100.21	95.82	98.09
13	Chittoor	314053	293760	607812	302411	274888	577299	96.29	93.58	94.98
Total		3848000	3609000	7457000	3769464	3465613	7235077	97.96	96.03	97.02

Source : UDISE Plus 2021-22 Data

Gross Enrolment Ratio (6-15 Age Group) 2021-22 - SC

Sl. No.	District	Child Population(6-15)			Enrolment In Classes(I-X)			Gross Enrolment Ratio		
		Boys	Girls	Total	Boys	Girls	Total	Boys	Girls	Total
1	Srikakulam	21569	21094	42663	17842	17169	35011	82.72	81.39	82.06
2	Vizianagaram	19913	19995	39908	17132	16539	33671	86.03	82.72	84.37
3	Visakhapatnam	25735	25176	50911	28917	27495	56412	112.37	109.21	110.81
4	East Godavari	76208	75036	151244	78443	75585	154028	102.93	100.73	101.84
5	West Godavari	66178	65505	131683	69991	67076	137067	105.76	102.40	104.09
6	Krishna	69664	68023	137687	75229	71821	147050	107.99	105.58	106.80
7	Guntur	78504	76009	154513	85470	80093	165563	108.87	105.37	107.15
8	Prakasam	71325	68420	139745	70493	67119	137612	98.83	98.10	98.47
9	Nellore	55522	52782	108304	53051	50795	103846	95.55	96.24	95.88
10	Cuddapah	41113	39472	80585	45241	42541	87782	110.04	107.78	108.93
11	Kurnool	71446	67626	139073	77405	72302	149707	108.34	106.91	107.65
12	Anantapur	45595	45384	90979	52723	48914	101637	115.63	107.78	111.71
13	Chittoor	62146	60648	122794	62781	58643	121424	101.02	96.69	98.88
Total		704918	685170	1390088	734718	696092	1430810	104.23	101.59	102.93

Source : UDISE Plus data 2021-22

Gross Enrolment Ratio (6-15 Age Group) 2021-22 - ST

Sl. No.	District	Child Population(6-15)			Enrolment In Classes(I-X)			Gross Enrolment Ratio		
		Boys	Girls	Total	Boys	Girls	Total	Boys	Girls	Total
1	Srikakulam	16258	15785	32043	14327	13760	28087	88.12	87.17	87.65
2	Vizianagaram	23452	22453	45905	21600	20539	42139	92.10	91.47	91.80
3	Visakhapatnam	58305	56235	114540	61027	59539	120566	104.67	105.88	105.26
4	East Godavari	18478	18231	36709	27000	27104	54104	146.12	148.67	147.39
5	West Godavari	9794	9585	19379	11059	10999	22058	112.92	114.75	113.82
6	Krishna	12374	11333	23707	13194	11985	25179	106.63	105.75	106.21
7	Guntur	23576	21007	44583	24872	22197	47069	105.50	105.66	105.58
8	Prakasam	15508	13761	29269	13835	13179	27014	89.21	95.77	92.30
9	Nellore	26345	23137	49483	22835	22044	44879	86.68	95.27	90.70
10	Cuddapah	7380	6313	13693	8223	7384	15607	111.42	116.96	113.98
11	Kurnool	9050	8262	17312	9164	7963	17127	101.26	96.38	98.93
12	Anantapur	14085	12685	26770	14458	12726	27184	102.65	100.32	101.55
13	Chittoor	14414	13243	27656	15730	14575	30305	109.13	110.06	109.58
Total		249019	232030	481049	257324	243994	501318	103.34	105.16	104.21

Source : UDISE Plus data 2021-22

GENDER PARITY INDEX- 2021-22

Sl. No.	District	6-10 Age Group			11-13 Age Group			14-15 Age Group		
		ALL	SC	ST	ALL	SC	ST	ALL	SC	ST
1	Srikakulam	1.02	1.05	1.02	0.97	0.92	0.94	1.00	0.95	0.99
2	Vizianagaram	1.02	1.01	1.03	0.98	0.93	0.98	0.98	0.92	0.93
3	Visakhapatnam	1.02	1.01	1.04	0.93	0.92	0.94	0.96	0.95	1.05
4	East Godavari	1.01	1.02	1.02	0.96	0.93	1.00	0.98	0.96	1.09
5	West Godavari	1.00	0.98	1.04	0.95	0.94	1.00	0.98	0.98	1.02
6	Krishna	1.01	1.01	0.96	0.95	0.95	1.00	0.98	0.96	1.07
7	Guntur	1.00	1.00	1.01	0.96	0.95	0.97	0.96	0.93	1.03
8	Prakasam	1.00	1.01	1.06	0.96	0.94	1.08	1.03	1.04	1.12
9	Nellore	1.02	1.01	1.10	0.99	1.00	1.07	1.04	1.01	1.13
10	Cuddapah	0.99	1.00	1.09	0.95	0.96	0.99	0.98	0.97	1.02
11	Kurnool	0.97	0.98	0.94	0.93	0.95	0.95	0.96	1.06	0.97
12	Anantapur	0.96	0.93	1.00	0.94	0.93	0.94	0.97	0.95	0.98
13	Chittoor	1.00	0.99	1.02	0.95	0.91	0.99	0.95	0.95	0.98
Total		1.00	1.00	1.03	0.95	0.94	0.98	0.98	0.98	1.03

Source : UDISE Plus data 2021-22

GENDER GAP - 2021-22

Sl. No.	District	Primary Level				Elementray Level				Secondary Level			
		Enrolment In Classes(I-V)			Gender Gap	Enrolment In Classes(I-VIII)			Gender Gap	Enrolment In Classes(IX - X)			Gender Gap
		Boys	Girls	Total		Boys	Girls	Total		Boys	Girls	Total	
1	Srikakulam	95383	88436	183819	3.78	154683	143006	297689	3.92	38079	35956	74035	2.87
2	Vizianagaram	77263	72581	149844	3.12	124924	117123	242047	3.22	31051	29827	60878	2.01
3	Visakhapatnam	179201	168912	348113	2.96	287388	266019	553407	3.86	68914	64173	133087	3.56
4	East Godavari	196414	185278	381692	2.92	311140	294755	605895	2.70	70923	69796	140719	0.80
5	West Godavari	143951	134562	278513	3.37	227095	213206	440301	3.15	51609	49407	101016	2.18
6	Krishna	159970	148144	308114	3.84	258113	237605	495718	4.14	63023	58294	121317	3.90
7	Guntur	185477	168784	354261	4.71	295693	269260	564953	4.68	68301	62200	130501	4.68
8	Prakasam	130623	119035	249658	4.64	209001	191121	400122	4.47	46156	43161	89317	3.35
9	Nellore	109210	101083	210293	3.86	171467	158534	330001	3.92	36956	34621	71577	3.26
10	Cuddapah	127884	114429	242313	5.55	198769	179168	377937	5.19	42342	39413	81755	3.58
11	Kurnool	211452	189212	400664	5.55	323283	289165	612448	5.57	61139	53860	114999	6.33
12	Anantapur	173631	152847	326478	6.37	269902	238402	508304	6.20	57102	52653	109755	4.05
13	Chittoor	152307	138724	291031	4.67	243714	221291	465005	4.82	58697	53597	112294	4.54
Total		1942766	1782027	3724793	4.32	3075172	2818655	5893827	4.35	694292	646958	1341250	3.53

Source:UDISE Plus data 2021-22

Annual Average Drop out rate at Primary Level (I-V) - 2021-22 - ALL

Sl. No.	District	I To V Enrolment in 2020-21			II to VI Enrolment in 2021-22			Repeaters in Classes II To VI in the year 2021-22			Promotion Rate			Annual Average Dropout Rate		
		Boys	Girls	Total	Boys	Girls	Total	Boys	Girls	Total	Boys	Girls	Total	Boys	Girls	Total
1	Srikakulam	98957	90260	189217	99648	91781	191429	0	0	0	100.70	101.69	101.17	0.00	0.00	0.00
2	Vizianagaram	81083	74891	155974	80539	75352	155891	142	136	278	99.15	100.43	99.77	0.67	0.00	0.05
3	Visakhapatnam	184651	170540	355191	184892	172375	357267	356	363	719	99.94	100.86	100.38	0.00	0.00	0.00
4	East Godavari	201899	188501	390400	202796	191104	393900	320	276	596	100.29	101.23	100.74	0.00	0.00	0.00
5	West Godavari	147728	136897	284625	147870	138329	286199	2406	2431	4837	98.47	99.27	98.85	0.00	0.00	0.00
6	Krishna	164508	149344	313852	165686	152286	317972	173	203	376	100.61	101.83	101.19	0.00	0.00	0.00
7	Guntur	191438	172486	363924	190693	173291	363984	9	2	11	99.61	100.47	100.01	0.39	0.00	0.00
8	Prakasam	137138	123339	260477	136534	124240	260774	130	118	248	99.46	100.63	100.02	0.44	0.00	0.00
9	Nellore	112055	102674	214729	112948	104267	217215	2	6	8	100.80	101.55	101.15	0.00	0.00	0.00
10	Kadapa	128960	114299	243259	131380	117998	249378	0	0	0	101.88	103.24	102.52	0.00	0.00	0.00
11	Kurnool	213796	189047	402843	214354	191850	406204	10	6	16	100.26	101.48	100.83	0.00	0.00	0.00
12	Anantapur	178998	154568	333566	177194	155163	332357	530	452	982	98.70	100.09	99.34	0.96	0.00	0.31
13	Chittoor	154594	139692	294286	156647	142479	299126	0	1	1	101.33	101.99	101.64	0.00	0.00	0.00
	A.P	1995805	1806538	3802343	2001181	1830515	3831696	4078	3994	8072	100.07	101.11	100.56	0.00	0.00	0.00

* Note: The Annual Average Dropout Rate figures are treated as zero where the values are in negative.

Source:UDISE Plus data 2021-22

Annual Average Drop out rate at Primary level (I-V) - 2021-22- SC

Sl. No.	District	I To V Enrolment in 2020-21			II to VI Enrolment in 2021-22			Repeaters in Classes II To VI in the year 2021-22			Promotion Rate			Annual Average Dropout Rate		
		Boys	Girls	Total	Boys	Girls	Total	Boys	Girls	Total	Boys	Girls	Total	Boys	Girls	Total
1	Srikakulam	8943	8690	17633	9194	8967	18161	0	0	0	102.81	103.19	102.99	0.00	0.00	0.00
2	Vizianagaram	8748	8177	16925	8871	8452	17323	16	23	39	101.22	103.08	102.12	0.00	0.00	0.00
3	Visakhapatnam	14609	13980	28589	14889	14229	29118	33	39	72	101.69	101.50	101.60	0.00	0.00	0.00
4	East Godavari	41423	39262	80685	41980	39915	81895	43	38	81	101.24	101.57	101.40	0.00	0.00	0.00
5	West Godavari	37359	34913	72272	37575	35482	73057	754	770	1524	98.56	99.42	98.98	0.00	0.00	0.00
6	Krishna	39404	36653	76057	39707	37557	77264	52	47	99	100.64	102.34	101.46	0.00	0.00	0.00
7	Guntur	44836	41639	86475	44962	41988	86950	3	1	4	100.27	100.84	100.54	0.00	0.00	0.00
8	Prakasam	37356	35281	72637	37587	35721	73308	29	24	53	100.54	101.18	100.85	0.00	0.00	0.00
9	Nellore	28101	26566	54667	28533	27102	55635	0	0	0	101.54	102.02	101.77	0.00	0.00	0.00
10	Kadapa	23937	22081	46018	24651	23014	47665	0	0	0	102.98	104.23	103.58	0.00	0.00	0.00
11	Kurnool	42686	39152	81838	43550	40260	83810	1	2	3	102.02	102.82	102.41	0.00	0.00	0.00
12	Anantapur	28617	26021	54638	28530	26136	54666	104	68	172	99.33	100.18	99.74	0.23	0.00	0.00
13	Chittoor	31870	29903	61773	32509	30573	63082	0	1	1	102.01	102.24	102.12	0.00	0.00	0.00
A.P		387889	362318	750207	392538	369396	761934	1035	1013	2048	100.93	101.67	101.29	0.00	0.00	0.00

* Note: The Annual Average Dropout Rate figures are treated as zero where the values are in negative.

Source:UDISE Plus data 2021-22

Annual Average Drop out rate at Primary Level (I-V) - 2021-22 - ST

Sl. No.	District	I To V Enrolment in 2020-21			II to VI Enrolment in 2021-22			Repeaters in Classes II To VI in the year 2021-22			Promotion Rate			Annual Average Dropout Rate		
		Boys	Girls	Total	Boys	Girls	Total	Boys	Girls	Total	Boys	Girls	Total	Boys	Girls	Total
1	Srikakulam	7895	7261	15156	7891	7491	15382	0	0	0	99.95	103.17	101.49	0.05	0.00	0.00
2	Vizianagaram	11961	11516	23477	11944	11520	23464	13	6	19	99.75	99.98	99.86	0.12	0.00	0.03
3	Visakhapatnam	36019	34852	70871	34975	34137	69112	84	77	161	96.87	97.73	97.29	2.83	1.99	2.42
4	East Godavari	15888	15012	30900	15589	15030	30619	13	6	19	98.04	100.08	99.03	1.89	0.00	0.91
5	West Godavari	6132	5925	12057	5993	5931	11924	246	235	481	93.72	96.14	94.91	1.83	0.00	0.75
6	Krishna	7216	6319	13535	7290	6402	13692	12	15	27	100.86	101.08	100.96	0.00	0.00	0.00
7	Guntur	14451	12775	27226	14080	12622	26702	0	0	0	97.43	98.80	98.08	2.57	1.18	1.91
8	Prakasam	8782	7996	16778	8377	7790	16167	16	12	28	95.21	97.27	96.19	4.59	2.57	3.63
9	Nellore	14806	14148	28954	14085	13672	27757	0	0	0	95.13	96.64	95.87	4.86	3.36	4.12
10	Kadapa	4578	4148	8726	4596	4216	8812	0	0	0	100.39	101.64	100.99	0.00	0.00	0.00
11	Kurnool	4975	4378	9353	4994	4495	9489	0	0	0	100.38	102.67	101.45	0.00	0.00	0.00
12	Anantapur	7853	6625	14478	7847	6727	14574	49	39	88	99.30	100.95	100.06	0.05	0.00	0.00
13	Chittoor	8577	7838	16415	8635	7941	16576	0	0	0	100.68	101.31	100.98	0.00	0.00	0.00
	A.P	149133	138793	287926	146296	137974	284270	433	390	823	97.81	99.13	98.44	1.86	0.55	1.23

* Note: The Annual Average Dropout Rate figures are treated as zero where the values are in negative.

Source: UDISE Plus data 2021-22

Annual Average Drop out rate Upper Primary Level (VI-VIII) - 2021-22- ALL

Sl. No.	District	VI To VIII Enrolment in 2020-21			VII to IX Enrolment in 2021-22			Repeaters in Classes VII To IX in the year 2021-22			Promotion Rate			Annual Average Dropout Rate		
		Boys	Girls	Total	Boys	Girls	Total	Boys	Girls	Total	Boys	Girls	Total	Boys	Girls	Total
1	Srikakulam	58456	54606	113062	58185	54418	112603	0	0	0	99.54	99.66	99.59	0.46	0.34	0.41
2	Vizianagaram	47715	45000	92715	46954	44539	91493	9	19	28	98.39	98.93	98.65	1.56	1.00	1.29
3	Visakhapatnam	107114	97852	204966	106194	96953	203147	140	149	289	99.01	98.93	98.97	0.83	0.90	0.87
4	East Godavari	113928	108654	222582	111858	107570	219428	58	50	108	98.13	98.96	98.53	1.80	0.99	1.41
5	West Godavari	81993	77303	159296	80940	76840	157780	234	188	422	98.43	99.16	98.78	1.19	0.47	0.84
6	Krishna	97132	89567	186699	96866	89642	186508	76	103	179	99.65	99.97	99.80	0.31	0.00	0.11
7	Guntur	110307	101225	211532	108623	99457	208080	3	0	3	98.47	98.25	98.37	1.52	1.75	1.63
8	Prakasam	78214	72792	151006	75864	70892	146756	71	40	111	96.90	97.33	97.11	3.01	2.61	2.82
9	Nellore	61774	57422	119196	60216	55902	116118	0	7	7	97.48	97.34	97.41	2.52	2.64	2.58
10	Kadapa	70505	64846	135351	68718	63491	132209	0	0	0	97.47	97.91	97.68	2.53	2.09	2.32
11	Kurnool	108488	97945	206433	104091	93332	197423	0	9	9	95.95	95.28	95.63	4.05	4.71	4.37
12	Anantapur	94824	85749	180573	92952	84415	177367	106	89	195	97.91	98.34	98.12	2.00	1.56	1.79
13	Chittoor	90928	82949	173877	90491	82699	173190	0	1	1	99.52	99.70	99.60	0.48	0.30	0.40
	A.P	1121378	1035910	2157288	1101952	1020150	2122102	697	655	1352	98.21	98.42	98.31	1.72	1.50	1.62

* Note: The Annual Average Dropout Rate figures are treated as zero where the values are in negative.

Source: UDISE Plus data 2021-22

Annual Average Drop out rate Upper Primary Level (VI-VIII) - 2021-22 - SC

Sl. No.	District	VI To VIII Enrolment in 2020-21			VII to IX Enrolment in 2021-22			Repeaters in Classes VII To IX in the year 2021-22			Promotion Rate			Annual Average Dropout Rate		
		Boys	Girls	Total	Boys	Girls	Total	Boys	Girls	Total	Boys	Girls	Total	Boys	Girls	Total
1	Srikakulam	5359	5337	10696	5362	5137	10499	0	0	0	100.06	96.25	98.16	0.00	3.75	1.84
2	Vizianagaram	5109	5046	10155	5076	5016	10092	1	15	16	99.33	99.11	99.22	0.65	0.59	0.62
3	Visakhapatnam	8695	8151	16846	8635	8199	16834	18	21	39	99.10	100.33	99.70	0.67	0.00	0.04
4	East Godavari	23084	22164	45248	22753	21905	44658	5	7	12	98.54	98.80	98.67	1.44	1.17	1.31
5	West Godavari	20356	19653	40009	20228	19674	39902	89	82	171	98.93	99.69	99.31	0.51	0.00	0.11
6	Krishna	22506	21421	43927	22085	21386	43471	7	13	20	98.10	99.78	98.92	1.87	0.13	1.02
7	Guntur	25848	24608	50456	25491	24278	49769	3	0	3	98.61	98.66	98.63	1.38	1.34	1.36
8	Prakasam	22131	21065	43196	21331	20427	41758	10	8	18	96.34	96.93	96.63	3.60	3.02	3.31
9	Nellore	15619	14998	30617	15315	14831	30146	0	6	6	98.05	98.85	98.44	1.95	1.11	1.54
10	Kadapa	13234	12691	25925	12956	12441	25397	0	0	0	97.90	98.03	97.96	2.10	1.97	2.04
11	Kurnool	21628	20702	42330	20879	19962	40841	0	0	0	96.54	96.43	96.48	3.46	3.57	3.52
12	Anantapur	15150	14251	29401	14851	14073	28924	13	5	18	97.94	98.72	98.32	2.01	1.24	1.64
13	Chittoor	18836	17600	36436	18740	17430	36170	0	0	0	99.49	99.03	99.27	0.51	0.97	0.73
	A.P	217555	207687	425242	213702	204759	418461	146	157	303	98.16	98.51	98.33	1.76	1.39	1.58

* Note: The Annual Average Dropout Rate figures are treated as zero where the values are in negative.

Source:UDISE Plus data 2021-22

Annual Average Drop out rate Upper Primary Level (VI-VIII) - 2021-22 - ST

Sl. No.	District	VI To VIII Enrolment in 2020-21			VII to IX Enrolment in 2021-22			Repeaters in Classes VII To IX in the year 2021-22			Promotion Rate			Annual Average Dropout Rate		
		Boys	Girls	Total	Boys	Girls	Total	Boys	Girls	Total	Boys	Girls	Total	Boys	Girls	Total
1	Srikakulam	4102	3764	7866	3963	3735	7698	0	0	0	96.61	99.23	97.86	3.39	0.77	2.14
2	Vizianagaram	6079	5566	11645	5819	5423	11242	2	0	2	95.69	97.43	96.52	4.31	2.57	3.48
3	Visakhapatnam	16782	15502	32284	15745	14838	30583	2	2	4	93.81	95.70	94.72	6.17	4.28	5.26
4	East Godavari	7700	7785	15485	7087	7376	14463	18	0	18	91.81	94.75	93.28	7.98	5.25	6.62
5	West Godavari	3352	3276	6628	3139	3179	6318	10	13	23	93.35	96.64	94.98	6.14	2.63	4.40
6	Krishna	3862	3617	7479	3671	3491	7162	4	3	7	94.95	96.43	95.67	5.02	3.49	4.28
7	Guntur	7136	6366	13502	6729	5967	12696	0	0	0	94.30	93.73	94.03	5.70	6.27	5.97
8	Prakasam	4036	3933	7969	3471	3412	6883	3	0	3	85.93	86.75	86.33	13.97	13.25	13.62
9	Nellore	6591	6318	12909	5586	5293	10879	0	0	0	84.75	83.78	84.27	15.25	16.22	15.73
10	Kadapa	2401	2172	4573	2331	2013	4344	0	0	0	97.08	92.68	94.99	2.92	7.32	5.01
11	Kurnool	2586	2347	4933	2544	2179	4723	0	1	1	98.38	92.80	95.72	1.62	7.16	4.26
12	Anantapur	4295	3826	8121	4168	3745	7913	6	7	13	96.90	97.70	97.28	2.94	2.20	2.58
13	Chittoor	4782	4486	9268	4547	4303	8850	0	0	0	95.09	95.92	95.49	4.91	4.08	4.51
	A.P	73704	68958	142662	68800	64954	133754	45	26	71	93.29	94.16	93.71	6.64	5.79	6.23

Source: UDISE Plus data 2021-22

Annual Average Drop out rate at Secondary Level (IX & X) - 2021-22 - ALL

Sl. No.	District	Class IX & X Enrolment in 2020-21			Class X & XI Enrolment in 2021-22			Repeaters in Classes X& XI in the year 2021-22			Promotion Rate			Annual Average Dropout Rate		
		Boys	Girls	Total	Boys	Girls	Total	Boys	Girls	Total	Boys	Girls	Total	Boys	Girls	Total
1	Srikakulam	39013	37329	76342	33857	33292	67149	0	0	0	86.78	89.19	87.96	13.22	10.81	12.04
2	Vizianagaram	31163	30135	61298	28213	28224	56437	6	39	45	90.51	93.53	92.00	9.46	6.47	7.99
3	Visakhapatnam	69686	64485	134171	60908	59606	120514	86	117	203	87.28	92.25	89.67	12.61	7.60	10.20
4	East Godavari	71201	70762	141963	58419	61183	119602	14	8	22	82.03	86.45	84.23	17.93	13.52	15.74
5	West Godavari	53129	51467	104596	42851	45107	87958	132	160	292	80.41	87.33	83.81	19.34	12.49	15.97
6	Krishna	64407	58824	123231	49088	45903	94991	25	53	78	76.18	77.94	77.02	23.73	21.94	22.87
7	Guntur	67332	61559	128891	56086	51097	107183	26	9	35	83.26	82.99	83.13	16.74	17.01	16.87
8	Prakasam	46201	42996	89197	35291	33649	68940	28	26	54	76.33	78.20	77.23	23.55	21.73	22.67
9	Nellore	37919	35258	73177	32313	30694	63007	0	0	0	85.22	87.06	86.10	14.78	12.94	13.90
10	Kadapa	42062	39109	81171	32164	31328	63492	0	0	0	76.47	80.10	78.22	23.53	19.90	21.78
11	Kurnool	62633	54976	117609	49825	44130	93955	0	2	2	79.55	80.27	79.89	20.45	19.73	20.11
12	Anantapur	56373	52801	109174	44945	42135	87080	67	39	106	79.61	79.73	79.67	20.24	20.15	20.19
13	Chittoor	58819	53582	112401	53300	49222	102522	1	10	11	90.62	91.84	91.20	9.38	8.14	8.79
A.P		699938	653283	1353221	577260	555570	1132830	385	463	848	82.42	84.97	83.65	17.52	14.97	16.29

* Note: The Annual Average Dropout Rate figures are treated as zero where the values are in negative.

Source:UDISE Plus data 2021-22

Annual Average Drop out rate at Secondary Level (IX-X) - 2021-22 - SC

Sl. No.	District	Class IX & X Enrolment in 2020-21			Class X & XI Enrolment in 2021-22			Repeaters in Classes X & XI in the year 2021-22			Promotion Rate			Annual Average Dropout Rate		
		Boys	Girls	Total	Boys	Girls	Total	Boys	Girls	Total	Boys	Girls	Total	Boys	Girls	Total
1	Srikakulam	3632	3522	7154	3197	3143	6340	0	0	0	88.02	89.24	88.62	11.98	10.76	11.38
2	Vizianagaram	3418	3360	6778	3391	3332	6723	1	13	14	99.18	98.78	98.98	0.79	1.22	1.01
3	Visakhapatnam	5779	5569	11348	5146	5331	10477	9	26	35	88.89	95.26	92.02	10.94	4.24	7.65
4	East Godavari	14462	14683	29145	12140	13054	25194	2	0	2	83.93	88.91	86.44	16.04	11.08	13.54
5	West Godavari	13000	12835	25835	10414	11491	21905	64	81	145	79.62	88.90	84.23	20.00	10.79	15.43
6	Krishna	14386	13848	28234	11244	11197	22441	4	21	25	78.13	80.70	79.39	21.85	19.11	20.51
7	Guntur	15468	14699	30167	12794	12585	25379	9	1	10	82.65	85.61	84.10	17.34	14.39	15.90
8	Prakasam	12507	12095	24602	9979	9748	19727	6	4	10	79.74	80.56	80.14	20.22	19.42	19.83
9	Nellore	10018	9509	19527	8413	8454	16867	0	0	0	83.98	88.91	86.38	16.02	11.09	13.62
10	Kadapa	8073	7722	15795	6620	6550	13170	0	0	0	82.00	84.82	83.38	18.00	15.18	16.62
11	Kurnool	12697	11773	24470	10447	10197	20644	0	0	0	82.28	86.61	84.36	17.72	13.39	15.64
12	Anantapur	9277	8971	18248	7503	7365	14868	11	12	23	80.76	81.96	81.35	19.13	17.97	18.56
13	Chittoor	11858	11294	23152	10589	10340	20929	0	10	10	89.30	91.46	90.36	10.70	8.45	9.60
A.P		134575	129880	264455	111877	112787	224664	106	168	274	83.05	86.71	84.85	16.89	13.20	15.08

* Note: The Annual Average Dropout Rate figures are treated as zero where the values are in negative.

Source:UDISE Plus data 2021-22

Annual Average Drop out rate at Secondary Level (IX-X) - 2021-22 - ST

Sl. No.	District	Class IX & X Enrolment in 2020-21			Class X & XI Enrolment in 2021-22			Repeaters in Classes X & XI in the year 2021-22			Promotion Rate			Annual Average Dropout Rate		
		Boys	Girls	Total	Boys	Girls	Total	Boys	Girls	Total	Boys	Girls	Total	Boys	Girls	Total
1	Srikakulam	2451	2580	5031	2192	2162	4354	0	0	0	89.43	83.80	86.54	10.57	16.20	13.46
2	Vizianagaram	3483	3290	6773	3952	3496	7448	1	2	3	113.44	106.20	109.92	0.00	0.00	0.00
3	Visakhapatnam	8784	8853	17637	7673	8301	15974	0	2	2	87.35	93.74	90.56	12.64	6.24	9.42
4	East Godavari	3809	4565	8374	3326	3990	7316	7	2	9	87.14	87.36	87.26	12.52	12.62	12.57
5	West Godavari	1828	1877	3705	1706	1792	3498	10	4	14	92.78	95.26	94.04	6.89	4.42	5.64
6	Krishna	2114	2068	4182	1673	1581	3254	3	0	3	79.00	76.45	77.74	20.72	23.55	22.12
7	Guntur	3613	3287	6900	3098	2766	5864	0	0	0	85.75	84.15	84.99	14.25	15.85	15.01
8	Prakasam	1790	1683	3473	1424	1454	2878	0	0	0	79.55	86.39	82.87	20.45	13.61	17.13
9	Nellore	2610	2576	5186	1851	1848	3699	0	0	0	70.92	71.74	71.33	29.08	28.26	28.67
10	Kadapa	1107	1068	2175	853	785	1638	0	0	0	77.06	73.50	75.31	22.94	26.50	24.69
11	Kurnool	1435	1311	2746	1450	1166	2616	0	1	1	101.05	88.86	95.23	0.00	11.06	4.73
12	Anantapur	2487	2217	4704	1968	1933	3901	9	0	9	78.77	87.19	82.74	21.03	12.67	17.09
13	Chittoor	2529	2369	4898	2234	2283	4517	0	0	0	88.34	96.37	92.22	11.66	3.63	7.78
A.P		38040	37744	75784	33400	33557	66957	30	11	41	87.72	88.88	88.30	12.19	11.09	11.64

Source:UDISE Plus data 2021-22

Annual Average Drop out rate at Primary Level (I-V) - 2021-22

Sl. No.	District	All			SC			ST		
		Boys	Girls	Total	Boys	Girls	Total	Boys	Girls	Total
1	Srikakulam	0.00	0.00	0.00	0.00	0.00	0.00	0.05	0.00	0.00
2	Vizianagaram	0.67	0.00	0.05	0.00	0.00	0.00	0.12	0.00	0.03
3	Visakhapatnam	0.00	0.00	0.00	0.00	0.00	0.00	2.83	1.99	2.42
4	East Godavari	0.00	0.00	0.00	0.00	0.00	0.00	1.89	0.00	0.91
5	West Godavari	0.00	0.00	0.00	0.00	0.00	0.00	1.83	0.00	0.75
6	Krishna	0.00	0.00	0.00	0.00	0.00	0.00	0.00	0.00	0.00
7	Guntur	0.39	0.00	0.00	0.00	0.00	0.00	2.57	1.18	1.91
8	Prakasam	0.44	0.00	0.00	0.00	0.00	0.00	4.59	2.57	3.63
9	Nellore	0.00	0.00	0.00	0.00	0.00	0.00	4.86	3.36	4.12
10	Cuddapah	0.00	0.00	0.00	0.00	0.00	0.00	0.00	0.00	0.00
11	Kurnool	0.00	0.00	0.00	0.00	0.00	0.00	0.00	0.00	0.00
12	Anantapur	0.96	0.00	0.31	0.23	0.00	0.00	0.05	0.00	0.00
13	Chittoor	0.00	0.00	0.00	0.00	0.00	0.00	0.00	0.00	0.00
Total		0.00	0.00	0.00	0.00	0.00	0.00	1.86	0.55	1.23

Source: UDISE Plus data 2021-22

* Note: The Annual Average Dropout Rate figures are treated as zero where the values are in negative.

Annual Average Drop out rate at Upper Primary Level (VI-VIII) - 2021-22

Sl. No.	District	All			SC			ST		
		Boys	Girls	Total	Boys	Girls	Total	Boys	Girls	Total
1	Srikakulam	0.46	0.34	0.41	0.00	3.75	1.84	3.39	0.77	2.14
2	Vizianagaram	1.56	1.00	1.29	0.65	0.59	0.62	4.31	2.57	3.48
3	Visakhapatnam	0.83	0.90	0.87	0.67	0.00	0.04	6.17	4.28	5.26
4	East Godavari	1.80	0.99	1.41	1.44	1.17	1.31	7.98	5.25	6.62
5	West Godavari	1.19	0.47	0.84	0.51	0.00	0.11	6.14	2.63	4.40
6	Krishna	0.31	0.00	0.11	1.87	0.13	1.02	5.02	3.49	4.28
7	Guntur	1.52	1.75	1.63	1.38	1.34	1.36	5.70	6.27	5.97
8	Prakasam	3.01	2.61	2.82	3.60	3.02	3.31	13.97	13.25	13.62
9	Nellore	2.52	2.64	2.58	1.95	1.11	1.54	15.25	16.22	15.73
10	Cuddapah	2.53	2.09	2.32	2.10	1.97	2.04	2.92	7.32	5.01
11	Kurnool	4.05	4.71	4.37	3.46	3.57	3.52	1.62	7.16	4.26
12	Anantapur	2.00	1.56	1.79	2.01	1.24	1.64	2.94	2.20	2.58
13	Chittoor	0.48	0.30	0.40	0.51	0.97	0.73	4.91	4.08	4.51
Total		1.72	1.50	1.62	1.76	1.39	1.58	6.64	5.79	6.23

Source: UDISE Plus data 2021-22

* Note: The Annual Average Dropout Rate figures are treated as zero where the values are in negative.

Annual Average Drop out rate at Secondary Level (IX-X) - 2021-22

Sl. No.	District	All			SC			ST		
		Boys	Girls	Total	Boys	Girls	Total	Boys	Girls	Total
1	Srikakulam	13.22	10.81	12.04	11.98	10.76	11.38	10.57	16.20	13.46
2	Vizianagaram	9.46	6.47	7.99	0.79	1.22	1.01	0.00	0.00	0.00
3	Visakhapatnam	12.61	7.60	10.20	10.94	4.24	7.65	12.64	6.24	9.42
4	East Godavari	17.93	13.52	15.74	16.04	11.08	13.54	12.52	12.62	12.57
5	West Godavari	19.34	12.49	15.97	20.00	10.79	15.43	6.89	4.42	5.64
6	Krishna	23.73	21.94	22.87	21.85	19.11	20.51	20.72	23.55	22.12
7	Guntur	16.74	17.01	16.87	17.34	14.39	15.90	14.25	15.85	15.01
8	Prakasam	23.55	21.73	22.67	20.22	19.42	19.83	20.45	13.61	17.13
9	Nellore	14.78	12.94	13.90	16.02	11.09	13.62	29.08	28.26	28.67
10	Cuddapah	23.53	19.90	21.78	18.00	15.18	16.62	22.94	26.50	24.69
11	Kurnool	20.45	19.73	20.11	17.72	13.39	15.64	0.00	11.06	4.73
12	Anantapur	20.24	20.15	20.19	19.13	17.97	18.56	21.03	12.67	17.09
13	Chittoor	9.38	8.14	8.79	10.70	8.45	9.60	11.66	3.63	7.78
Total		17.52	14.97	16.29	16.89	13.20	15.08	12.19	11.09	11.64

Source: UDISE Plus data 2021-22

* Note: The Annual Average Dropout Rate figures are treated as zero where the values are in negative.

Type wise Teacher Pupil Ratio - 2021-22

Sl. No.	Name of the District	Only Primary (I-V)	Primary with Upper Primary (I-VII/VIII)	Primary with Upper Primary, Sec & Higher Sec (I-XII)	Upper Primary with Sec & Higher Sec (VI-XII)	Primary with Upper Primary & Sec (I-X)	Upper Primary with Sec (VI-X)	Upper Primary Only(VI-VIII)
1	Srikakulam	23	18	19	27	21	21	16
2	Vizianagaram	21	16	25	25	23	20	13
3	Visakhapatnam	26	19	23	23	31	26	10
4	East Godavari	27	19	22	26	26	25	19
5	West Godavari	28	21	28	0	27	24	9
6	Krishna	30	20	25	26	33	25	8
7	Guntur	26	20	23	23	28	27	16
8	Prakasam	24	20	25	21	27	25	6
9	Nellore	24	17	27	21	23	20	0
10	Cuddapah	24	20	20	24	25	25	6
11	Kurnool	32	28	27	24	30	28	0
12	Anantapur	27	22	26	22	28	24	16
13	Chittoor	26	17	24	26	28	20	9
Total		26	20	24	24	28	24	11

Source : UDISE Plus data 2021-22

Transition Rate (Primary to Upper Primary V to VI Class) - 2021-22

Sl.No	District	ALL			SC			ST		
		Boys	Girls	Total	Boys	Girls	Total	Boys	Girls	Total
1	Srikakulam	98.56	100.00	100.00	100.00	100.00	100.00	94.50	100.00	99.10
2	Vizianagaram	96.16	100.00	99.13	98.21	100.00	100.00	92.44	99.29	95.68
3	Visakhapatnam	96.34	99.63	97.85	100.00	100.00	100.00	89.57	92.91	91.15
4	East Godavari	97.31	100.78	98.97	99.22	100.00	100.00	89.63	96.07	92.72
5	West Godavari	97.09	100.93	98.91	98.14	100.00	99.69	89.46	96.64	93.00
6	Krishna	97.63	101.46	99.40	97.88	100.00	99.48	93.57	98.23	95.68
7	Guntur	97.19	99.10	98.08	98.19	99.50	98.82	86.22	89.15	87.56
8	Prakasam	95.57	98.67	97.01	95.67	99.20	97.35	83.99	87.83	85.81
9	Nellore	95.05	97.76	96.33	99.00	98.89	98.95	77.54	81.60	79.51
10	Cuddapah	97.01	99.83	98.32	98.35	100.00	99.51	83.50	89.14	86.12
11	Kurnool	96.40	98.54	97.39	98.32	100.00	99.14	91.58	91.82	91.69
12	Anantapur	95.76	100.00	98.49	96.82	100.00	99.38	92.83	100.00	97.62
13	Chittoor	98.61	100.00	99.78	100.00	100.00	100.00	92.48	95.91	94.03
Total		96.84	100.00	98.43	98.34	100.00	99.49	88.64	93.46	90.90

Source : UDISE Plus data 2021-22

Note:- The value above 100 is considered as 100

Transition Rate (Upper Primary to Secondary VIII to IX Class) - 2021-22

Sl.No	District	ALL			SC			ST		
		Boys	Girls	Total	Boys	Girls	Total	Boys	Girls	Total
1	Srikakulam	98.54	98.46	98.50	100.00	95.05	97.50	93.23	96.37	94.75
2	Vizianagaram	97.29	98.28	97.77	98.41	97.53	97.97	91.40	98.32	94.69
3	Visakhapatnam	98.24	98.24	98.24	97.42	99.28	98.34	91.16	94.75	92.93
4	East Godavari	97.65	98.17	97.90	97.47	97.77	97.62	90.48	93.57	92.06
5	West Godavari	96.81	98.01	97.39	97.40	98.69	98.04	92.15	95.97	94.01
6	Krishna	99.58	99.28	99.43	97.17	98.52	97.83	93.99	94.34	94.16
7	Guntur	97.21	97.12	97.17	97.40	97.84	97.61	91.24	90.06	90.69
8	Prakasam	94.96	95.23	95.09	94.58	94.43	94.51	81.43	87.00	84.19
9	Nellore	95.29	94.95	95.12	96.55	97.39	96.97	74.84	75.07	74.95
10	Cuddapah	96.21	95.79	96.00	96.11	96.09	96.10	90.61	89.18	89.93
11	Kurnool	93.10	91.27	92.23	93.49	93.89	93.69	96.82	91.26	94.22
12	Anantapur	96.33	95.99	96.17	96.50	97.30	96.89	95.65	95.54	95.60
13	Chittoor	98.61	98.50	98.56	98.32	97.78	98.06	91.94	93.14	92.50
Total		96.94	96.87	96.91	96.70	97.05	96.87	90.15	92.30	91.19

Source : UDISE Plus data 2021-22

Note:- The value above 100 is considered as 100

Class wise Transition Rate from 2020-21 to 2021-22												
Class	Enrolment in 2020-21			Enrolment in 2021-22			Repeaters in 2021-22			Transition Rate		
	Boys	Girls	Total	Boys	Girls	Total	Boys	Girls	Total	Boys	Girls	Total
I	373162	343152	716314	325990	296908	622898	0	0	0			
II	424022	387445	811467	393282	359686	752968	1027	982	2009	105.12	104.53	104.84
III	397749	369881	767630	420790	387182	807972	995	960	1955	99.00	99.68	99.33
IV	404273	361865	766138	399787	370909	770696	861	844	1705	100.30	100.05	100.18
V	396599	344195	740794	402917	367342	770259	854	876	1730	99.45	101.27	100.31
VI	380146	347939	728085	384405	345396	729801	341	332	673	96.84	100.25	98.43
VII	376374	348612	724986	378912	348311	727223	251	241	492	99.61	100.04	99.81
VIII	364858	339359	704217	369089	342921	712010	195	247	442	98.01	98.30	98.15
IX	357704	334090	691794	353951	328918	682869	251	167	418	96.94	96.87	96.91
X	342234	319193	661427	340341	318040	658381	200	222	422	95.09	95.13	95.11

Source : UDISE Plus data 2021-22

SSC Examinations Results(Regular) - April - 2022

Sl. No	District	Number Appeared(All)			Number Passed(All)			Pass Percentage(All)		
		Boys	Girls	Total	Boys	Girls	Total	Boys	Girls	Total
1	2	3	4	5	6	7	8	9	10	11
1	Srikakulam	18367	17577	35944	13921	14194	28115	75.79	80.75	78.22
2	Vizianagaram	14900	14465	29365	11194	11564	22758	75.13	79.94	77.50
3	Visakhapatnam	29445	27959	57404	20813	21156	41969	70.68	75.67	73.11
4	East Godavari	32961	33217	66178	20585	22982	43567	62.45	69.19	65.83
5	West Godavari	23787	23251	47038	12635	14437	27072	53.12	62.09	57.55
6	Krishna	28319	26347	54666	17509	18138	35647	61.83	68.84	65.21
7	Guntur	30674	28349	59023	19841	20413	40254	64.68	72.01	68.20
8	Prakasam	21190	19871	41061	16178	15973	32151	76.35	80.38	78.30
9	Nellore	17010	16049	33059	10593	11412	22005	62.28	71.11	66.56
10	Kadapa	19668	18367	38035	13390	13628	27018	68.08	74.20	71.03
11	Kurnool	27302	24367	51669	15010	15059	30069	54.98	61.80	58.20
12	Anantapur	26037	24517	50554	11889	13237	25126	45.66	53.99	49.70
13	Chittoor	27160	24752	51912	19263	19267	38530	70.92	77.84	74.22
Total		316820	299088	615908	202821	211460	414281	64.02	70.70	67.26

Budget Outlay & Expenditure of School Education Department - 2019-20

Rs. in Crores

<i>Item</i>	<i>Particulars</i>	<i>Elementary</i>	<i>Secondary</i>	<i>Others</i>	<i>Total</i>
I	Revenue				
	<i>Budget Estimates</i>	16766.6	10118.87	171.59	27057.06
	<i>Expenditure</i>	14687	8437.79	143.71	23268.50
II	Capital				
	<i>Budget Estimates</i>	100.00	1538.94	0.00	1638.94
	<i>Expenditure</i>	0.52	125.76	2.62	128.90
III	Total (Revenue+Capital)				
	<i>Budget Estimates</i>	16866.60	11657.81	171.59	28696.00
	<i>Expenditure</i>	14687.52	8563.55	146.33	23397.40

Budget Outlay & Expenditure of School Education Department - 2020-21

Rs. in Crores

<i>Item</i>	<i>Particulars</i>	<i>Elementary</i>	<i>Secondary</i>	<i>Others</i>	<i>Total</i>
I	Revenue				
	<i>Budget Estimates</i>	8539.54	9798.26	166.05	18503.85
	<i>Expenditure</i>	8003.94	9648.27	135.78	17787.99
II	Capital				
	<i>Budget Estimates</i>	3.00	3170.66	44.00	3217.66
	<i>Expenditure</i>	1.38	3253.58	50.08	3305.04
III	Total (Revenue+Capital)				
	<i>Budget Estimates</i>	8542.54	12968.92	210.05	21721.51
	<i>Expenditure</i>	8005.32	12901.85	185.86	21093.04

Budget Estimates of School Education Department - 2019-20

(Rs. in Crores)

<i>Budget Estimates</i>	<i>Elementary</i>	<i>Secondary</i>	<i>Others</i>	<i>Total</i>
<i>Revenue</i>	16766.6	10118.87	171.59	27057.06
<i>Capital</i>	100.00	1538.93	0.00	1638.94
<i>Total</i>	16866.60	11657.80	171.59	28696.00

Budget Estimates of School Education Department - 2020-21

Rs. in Crores

<i>Budget Estimates</i>	<i>Elementary</i>	<i>Secondary</i>	<i>Others</i>	<i>Total</i>
<i>Revenue</i>	8539.54	9798.26	166.05	18503.86
<i>Capital</i>	3.00	3170.66	44.00	3217.66
<i>Total</i>	8542.54	12968.92	210.05	21721.52

Budget Estimates of School Education Department - 2021-22

Rs. in Crores

<i>Budget Estimates</i>	<i>Elementary</i>	<i>Secondary</i>	<i>Others</i>	<i>Total</i>
<i>Revenue</i>	9271.68	10657.21	149.22	20078.11
<i>Capital</i>	3.00	3682.00	98.89	3783.89
<i>Total</i>	9274.68	14339.21	248.11	23862.00

GROSS ENROLMENT RATIO (I - X) FROM 2015-16 TO 2021-22

SL.NO	DISTRICT	2015-16	2016-17	2017-18	2018-19	2019-20	2020-21	2021-22
1	SRIKAKULAM	82.80	81.93	83.47	81.81	87.44	89.28	89.09
2	VIZIANAGARAM	81.45	78.26	79.64	78.80	84.02	85.83	85.25
3	VISAKHAPATNAM	82.33	84.97	88.54	91.22	104.29	106.17	106.69
4	EAST GODAVARI	85.34	85.99	88.03	88.24	95.82	98.89	99.40
5	WEST GODAVARI	83.63	84.85	87.11	85.93	93.05	95.48	95.78
6	KRISHNA	81.37	82.76	86.30	86.60	95.69	96.68	97.21
7	GUNTUR	78.48	80.57	84.53	86.43	94.92	96.66	96.99
8	PRAKASAM	75.85	75.45	78.70	82.02	89.43	92.36	91.73
9	NELLORE	77.79	79.82	81.85	82.55	90.22	92.09	92.32
10	CUDDAPAH	78.55	78.02	82.53	88.70	97.55	100.74	102.32
11	KURNOOL	77.00	77.51	81.70	85.47	95.59	99.73	101.42
12	ANANTAPUR	79.34	78.92	81.44	84.09	94.00	97.34	98.09
13	CHITTOOR	80.61	79.72	81.89	85.49	92.49	93.99	94.98
Total		80.37	80.86	83.81	85.61	94.09	96.50	97.02

Source : UDISE Plus data 2021-22

GENDER PARITY INDEX FROM 2015-16 TO 2021-22

SL.N O	DISTRICT	2015-16	2016-17	2017-18	2018-19	2019-20	2020-21	2021-22
1	SRIKAKULAM	1.00	0.98	0.98	1.00	0.99	1.00	1.00
2	VIZIANAGARAM	1.01	0.99	0.98	1.00	0.99	0.99	1.00
3	VISAKHAPATNAM	1.00	0.97	0.97	0.98	0.96	0.97	0.98
4	EAST GODAVARI	1.01	0.99	0.99	0.99	0.98	0.98	0.99
5	WEST GODAVARI	1.00	0.98	0.98	0.98	0.97	0.97	0.98
6	KRISHNA	1.00	0.97	0.96	0.97	0.96	0.97	0.98
7	GUNTUR	0.99	0.97	0.96	0.97	0.97	0.97	0.98
8	PRAKASAM	1.01	0.99	0.98	0.99	0.99	0.99	1.00
9	NELLORE	1.01	0.99	0.99	1.01	1.00	1.00	1.01
10	CUDDAPAH	1.01	0.99	0.99	0.98	0.97	0.97	0.98
11	KURNOOL	0.96	0.93	0.93	0.95	0.94	0.95	0.96
12	ANANTAPUR	0.99	0.96	0.96	0.96	0.95	0.95	0.96
13	CHITTOOR	0.99	0.98	0.97	0.97	0.96	0.97	0.97
Total		1.00	0.97	0.97	0.98	0.97	0.97	0.98

Source : UDISE Plus data 2021-22

DROP OUT RATE (I - X) FROM 2015-16 TO 2021-22

SL.NO	DISTRICT	2015-16	2016-17	2017-18	2018-19	2019-20	2020-21	2021-22
1	SRIKAKULAM	17.64	2.10	0.00	0.00	0.00	0.00	1.96
2	VIZIANAGARAM	30.57	4.51	0.00	0.14	0.63	0.00	1.99
3	VISAKHAPATNAM	19.81	-2.07	0.00	0.00	0.00	0.25	1.89
4	EAST GODAVARI	15.60	1.49	0.65	0.90	0.00	0.00	2.89
5	WEST GODAVARI	7.20	1.00	0.52	0.54	0.06	0.00	2.90
6	KRISHNA	13.73	-1.05	0.00	0.00	0.00	0.08	3.88
7	GUNTUR	14.04	-0.09	0.00	0.00	0.00	0.76	3.57
8	PRAKASAM	36.87	3.76	0.00	0.71	0.96	0.00	4.82
9	NELLORE	28.75	0.63	1.22	1.92	0.12	0.00	2.64
10	CUDDAPAH	35.17	2.89	0.00	0.00	0.49	0.00	3.20
11	KURNOOL	44.24	3.61	0.04	1.49	0.53	0.51	4.03
12	ANANTAPUR	28.78	3.43	0.23	0.68	0.00	0.00	4.22
13	CHITTOOR	19.14	1.62	0.00	0.22	0.00	0.00	0.99
Total		24.37	1.53	0.00	0.11	0.00	0.00	3.07

Note : From the year 2016-17 Dropout Rate is replaced with Annual Average Dropout Rate

Source : UDISE Plus data 2021-22

Transition Rates from 2015-16 To 2021-22

Sl. No.	District	2015-16		2016-17		2017-18		2018-19		2019-20		2020-21		2021-22	
		PS to UPS	UPS to HS	PS to UPS	UPS to HS	PS to UPS	UPS to HS	PS to UPS	UPS to HS	PS to UPS	UPS to HS	PS to UPS	UPS to HS	PS to UPS	UPS to HS
1	Srikakulam	95.21	97.60	95.68	97.93	100.55	98.77	97.96	96.86	99.66	99.10	101.61	100.42	100.00	98.50
2	Vizianagaram	91.56	93.88	93.91	95.89	97.85	98.44	97.16	96.40	98.46	96.99	100.38	99.73	99.13	97.77
3	Visakhapatnam	89.44	93.76	97.68	101.85	99.14	100.44	97.25	98.45	103.31	103.35	98.11	98.70	97.85	98.24
4	East Godavari	93.61	94.45	97.82	96.64	99.54	96.94	96.63	93.56	100.62	98.25	100.89	99.46	98.97	97.90
5	West Godavari	93.81	95.66	99.32	97.40	99.36	97.77	97.39	94.93	100.59	99.59	100.11	99.05	98.91	97.39
6	Krishna	93.67	96.22	101.13	100.62	102.39	101.25	99.96	99.22	102.25	101.63	99.30	99.07	99.40	99.43
7	Guntur	92.53	93.49	101.05	100.87	102.11	98.46	98.63	95.28	100.55	98.43	98.52	97.82	98.08	97.17
8	Prakasam	85.04	91.63	95.18	95.84	99.33	96.68	96.30	94.25	96.78	96.74	99.40	98.91	97.01	95.09
9	Nellore	87.88	93.94	97.78	99.15	97.24	96.05	95.07	94.41	98.27	96.54	97.59	98.33	96.33	95.12
10	Cuddapah	85.99	94.69	95.86	97.00	99.99	98.19	95.99	94.55	95.47	96.29	98.56	98.75	98.32	96.00
11	Kurnool	86.09	91.88	92.82	94.91	95.64	96.11	93.87	94.33	97.45	95.53	96.75	97.03	97.39	92.23
12	Anantapur	94.31	95.15	96.11	94.84	98.42	97.73	97.11	94.93	100.26	97.99	99.48	98.44	98.49	96.17
13	Chittoor	93.30	95.97	97.34	97.40	99.31	98.93	97.12	96.50	98.94	98.70	99.07	99.30	99.78	98.56
Total		91.02	94.47	97.21	97.81	99.34	98.19	96.97	95.67	99.63	98.60	99.09	98.76	98.43	96.91

Source : UDISE Plus data 2021-22

Management wise Total Schools from 2012-13 To 2021-22

Sl.No	Year	Central Government	State Government	Local Bodies	Private Aided	Private Unaided	Total
1	2012-2013	63	3319	43555	2412	11310	60659
2	2013-2014	62	3493	42108	2347	12050	60060
3	2014-2015	63	3656	42418	2302	13513	61952
4	2015-2016	61	3621	40703	2272	13805	60462
5	2016-2017	63	3753	40838	2269	14605	61528
6	2017-2018	64	3748	40605	2245	15039	61701
7	2018-2019	59	3720	40699	2203	15003	61684
8	2019-2020	61	3771	40707	2084	14891	61514
9	2020-2021	60	3773	40738	1972	14274	60817
10	2021-2022	59	3767	40732	1413	13381	59352

Source : UDISE Plus data 2021-22

Note:- Private Unaided includes Others, Unrecognised and Madararas

Management wise Total Enrolment From 2012-13 To 2021-22

Sl.No	Year	Central Government	State Government	Local Bodies	Private Aided	Private Unaided	Total
1	2012-2013	32840	450290	3784975	324450	2605355	7197910
2	2013-2014	32859	507560	3761910	304493	2730445	7337267
3	2014-2015	33293	531233	3618915	274086	2877654	7335181
4	2015-2016	28507	520334	3375237	240744	2742182	6907004
5	2016-2017	26070	495923	3235481	219510	2870313	6847297
6	2017-2018	27541	510364	3191194	219875	3026552	6975526
7	2018-2019	30237	529098	3161653	208031	3114052	7043071
8	2019-2020	33752	550006	3233602	196750	3229159	7243269
9	2020-2021	35950	566723	3739126	196408	2774645	7312852
9	2021-2022	38594	571054	3818447	160335	2646647	7235077

Source : UDISE Plus data 2021-22

Note: The Enrollment is taken from the classes I to X from the year 2016-17

Note: Private Unaided includes Others, Unrecognised and Madarasas

Management wise Total Teachers from 2012-13 To 2021-22

Sl.No	Year	Central Government	State Government	Local bodies	Private Aided	Private Unaided	Total
1	2012-2013	1272	13517	160262	9335	90381	274767
2	2013-2014	1227	14979	164152	8464	98153	286975
3	2014-2015	1189	16101	163527	8139	106826	295782
4	2015-2016	789	16117	161229	7810	86897	272842
5	2016-2017	826	17030	168489	7705	94015	288065
6	2017-2018	823	16594	165130	7298	96598	286443
7	2018-2019	831	18830	161929	7550	108902	298042
8	2019-2020	904	19349	158496	6480	111492	296721
9	2020-2021	971	19844	157355	6059	109552	293781
10	2021-2022	1041	24139	159035	4816	105473	294504

Source : UDISE Plus data 2021-22

Note:-Private Unaided includes Others, Unrecognised and Madarasas

Class wise Boys Enrolment From 2012-13 To 2021-22

Sl. No	Year	PP	I	II	III	IV	V	VI	VII	VIII	IX	X	XI	XII	Total
1	2012-2013	94711	402480	391031	398378	386016	373704	362217	357237	331322	292726	281612	3959	3386	3678779
2	2013-2014	90433	399838	396817	396865	396671	392514	365288	364010	341615	320926	287373	8233	4372	3764955
3	2014-2015	49428	399802	391150	395527	387923	395738	375531	362998	350695	334765	317437	7608	6757	3775359
4	2015-2016	0	357633	375445	370628	368883	365754	360049	360440	341376	331997	323373	4162	4491	3564231
5	2016-2017	0	389746	358989	365074	358614	363280	356637	363931	355558	335526	329389	3961	1240	3581945
6	2017-2018	0	378264	401198	374452	373415	370580	362934	360135	365211	351228	323658	0	0	3661075
7	2018-2019	0	362720	390913	400890	377006	377580	364432	363027	356350	355704	334073	0	0	3682695
8	2019-2020	0	414182	388820	401905	399765	384370	375727	367368	361843	351140	336824	234182	197124	4213250
9	2020-2021	0	373162	424022	397749	404273	396599	380146	376374	364858	357704	342234	226730	220864	4264715
10	2021-2022	0	325990	393282	420790	399787	402917	384405	378912	369089	353951	340341	236919	229684	4236067

Source : UDISE Plus data 2021-22

Class wise Girls Enrolment From 2012-13 To 2021-22

Sl. No	Year	PP	I	II	III	IV	V	VI	VII	VIII	IX	X	XI	XII	Total
1	2012-2013	73481	376135	371651	379551	371050	360089	348399	349704	323557	285158	268930	6200	5226	3519131
2	2013-2014	72705	370973	373534	375120	375403	373598	348648	346970	331302	311973	275187	10732	6167	3572312
3	2014-2015	39692	370058	365814	371114	365430	372200	354568	345094	330754	319883	303605	11438	10172	3559822
4	2015-2016	0	329712	347250	344353	344396	342634	338934	340751	323072	311772	306223	6866	6810	3342773
5	2016-2017	0	298108	329434	338737	333831	339958	333473	340563	334787	315623	306039	4191	1386	3276130
6	2017-2018	0	323788	319883	339230	343601	341314	337269	335533	339609	328136	306088	0	0	3314451
7	2018-2019	0	341503	340586	330126	342648	348151	338291	339240	332982	331409	315440	0	0	3360376
8	2019-2020	0	377688	362172	355722	339473	350370	347299	341263	338603	328508	320227	247998	214360	3923683
9	2020-2021	0	343152	387445	369881	361865	344195	347939	348612	339359	334090	319193	224943	223197	3943871
10	2021-2022	0	296908	359686	387182	370909	367342	345396	348311	342921	328918	318040	237530	228046	3931189

Source : UDISE Plus data 2021-22

Class wise Total Enrolment From 2012-13 to 2021-22

Sl.No	Year	PP	I	II	III	IV	V	VI	VII	VIII	IX	X	XI	XII	Total
1	2012-2013	168192	778615	762682	777929	757066	733793	710616	706941	654879	577884	550542	10159	8612	7197910
2	2013-2014	163138	770811	770351	771985	772074	766112	713936	710980	672917	632899	562560	18965	10539	7337267
3	2014-2015	89120	769860	756964	766641	753353	767938	730099	708092	681449	654648	621042	19046	16929	7335181
4	2015-2016	0	687345	722695	714981	713279	708388	698983	701191	664448	643769	629596	11028	11301	6907004
5	2016-2017	0	687854	688423	703811	692445	703238	690110	704494	690345	651149	635428	8152	2626	6858075
6	2017-2018	0	702052	721081	713682	717016	711894	700203	695668	704820	679364	629746	0	0	6975526
7	2018-2019	0	704223	731499	731016	719654	725731	702723	702267	689332	687113	649513	0	0	7043071
8	2019-2020	0	791870	750992	757627	739238	734740	723026	708631	700446	679648	657051	482180	411484	8136933
9	2020-2021	0	716314	811467	767630	766138	740794	728085	724986	704217	691794	661427	451673	444061	8208586
10	2021-2022	0	622898	752968	807972	770696	770259	729801	727223	712010	682869	658381	474449	457730	8167256

Source : UDISE Plus data 2021-22

Gross Enrolment Ratio From 2012-13 TO 2021-22 - ALL

Sl.No	Year	Classes (I-V) (6-10)			Classes (VI - VIII) (11-13)			Classes (IX - X) (14-15)		
		Boys	Girls	Total	Boys	Girls	Total	Boys	Girls	Total
1	2012-2013	92.96	90.85	92.30	83.10	82.83	82.95	82.48	84.48	83.46
2	2013-2014	94.10	94.19	94.14	76.80	77.62	77.20	71.16	73.29	72.2
3	2014-2015	89.51	88.86	89.20	80.16	80.19	80.17	73.95	79.1	76.42
4	2015-2016	92.10	89.71	90.93	80.82	80.78	80.80	71.86	71.93	71.89
5	2016-2017	94.33	88.08	91.28	83.62	82.83	83.23	73.88	73.31	73.6
6	2017-2018	97.89	90.62	94.35	86.63	84.92	85.80	76.60	76.27	76.44
7	2018-2019	98.84	93.63	96.31	88.45	86.64	87.56	80.02	79.35	79.69
8	2019-2020	103.36	99.34	101.42	92.49	90.05	91.30	81.61	81.21	81.42
9	2020-2021	104.10	101.74	102.97	96.35	92.92	94.68	84.94	83.50	84.24
10	2021-2022	101.72	101.60	101.66	99.95	95.19	97.62	86.25	84.46	85.38

Note:- GER is calculated for classes VI to VII (11-12 Age) & VIII to X (13-15 Age) wise upto 2012-13.

Source : 2015-16 to 2021-22 from UDISE Plus data 2015-16 to 2021-22

Drop-out Rates From 2012-13 To 2021-22 ALL

Sl.No	Year	Primary Level(I-V)			Elementary Level (I-VII/VIII)			Secondary Level (I-X)		
		Boys	Girls	Total	Boys	Girls	Total	Boys	Girls	Total
1	2012-2013	5.83	6.34	6.08	20.33	20.42	20.38	32.84	34.00	33.41
2	2013-2014	3.16	3.25	3.20	19.37	18.95	19.16	26.20	27.48	26.83
3	2014-2015	4.88	4.30	4.60	14.91	16.59	15.74	24.54	25.93	25.23
4	2015-2016	8.93	9.24	9.08	13.97	15.97	14.95	23.68	25.08	24.37
5	2016-2017	2.18	2.13	2.15	1.47	1.65	1.55	0.78	1.84	1.29
6	2017-2018	0.00	0.00	0.00	0.00	0.55	0.24	24.21	21.43	22.87
7	2018-2019	0.00	0.00	0.00	1.25	0.87	1.06	17.48	15.19	16.37
8	2019-2020	0.00	0.00	0.00	0.32	0.21	0.27	17.22	12.16	14.77
9	2020-2021	0.00	0.00	0.00	0.54	0.50	0.52	17.30	16.12	16.73
10	2021-2022	0.00	0.00	0.00	1.72	1.50	1.62	17.52	14.97	16.29


Note: i) Dropout Rate at Elementary level for the years 2012-13 to 2016-17 is calculated for classes I-VIII further claculated for classes VI-VIII
 ii) Annual Average Dropout Rate is taken into consideration from 2016-17 instead of Dropout Rate
 iii) Dropout Rate at secondary level for the years 2017-18 to 2021-22 is calculated for Classes IX-X and 2016-17 is claculated for class IX

Source : UDISE Plus data 2021-22

SSC Examination Results(Regular) From March-2013 To April 2022

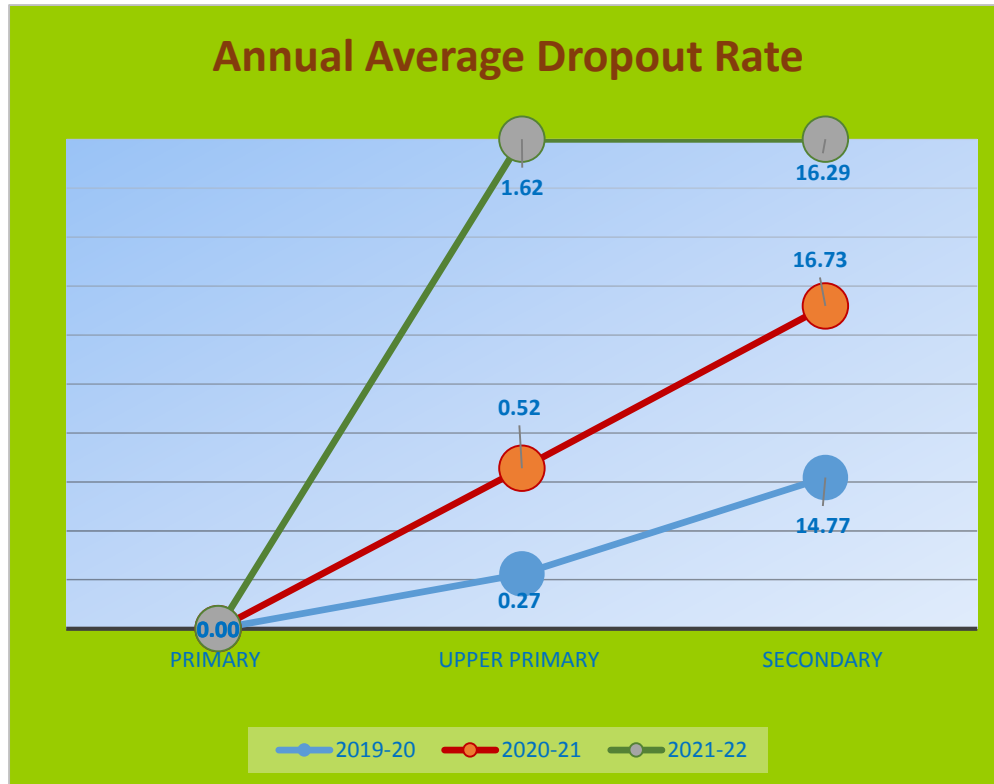
Sl.No	Year	Number Appeared			Number Passed			Pass Percentage		
		Boys	Girls	Total	Boys	Girls	Total	Boys	Girls	Total
1	March-2013	260378	243337	503715	233428	219298	452726	89.65	90.12	89.88
2	March-2014	290016	272297	562313	263423	249167	512590	90.83	91.51	91.16
3	March-2015	310958	295617	606575	283433	271103	554536	91.15	91.71	91.42
4	March-2016	316965	300065	617030	298884	284382	583266	94.30	94.77	94.53
5	March-2017	314471	295031	609502	288909	271344	560253	91.87	91.97	91.92
6	March - 2018	310054	294473	604527	292736	278439	571175	94.41	94.56	94.48
7	March - 2019	317434	302060	619494	300548	287217	587765	94.68	95.09	94.88
8	March - 2020	322155	307390	629545	322155	307390	629545	100.00	100.00	100.00
9	March - 2021	322945	304036	626981	322945	304036	626981	100.00	100.00	100.00
10	April-2022	316820	299088	615908	202821	211460	414281	64.02	70.70	67.26

Source : Controller of SSC Examinations



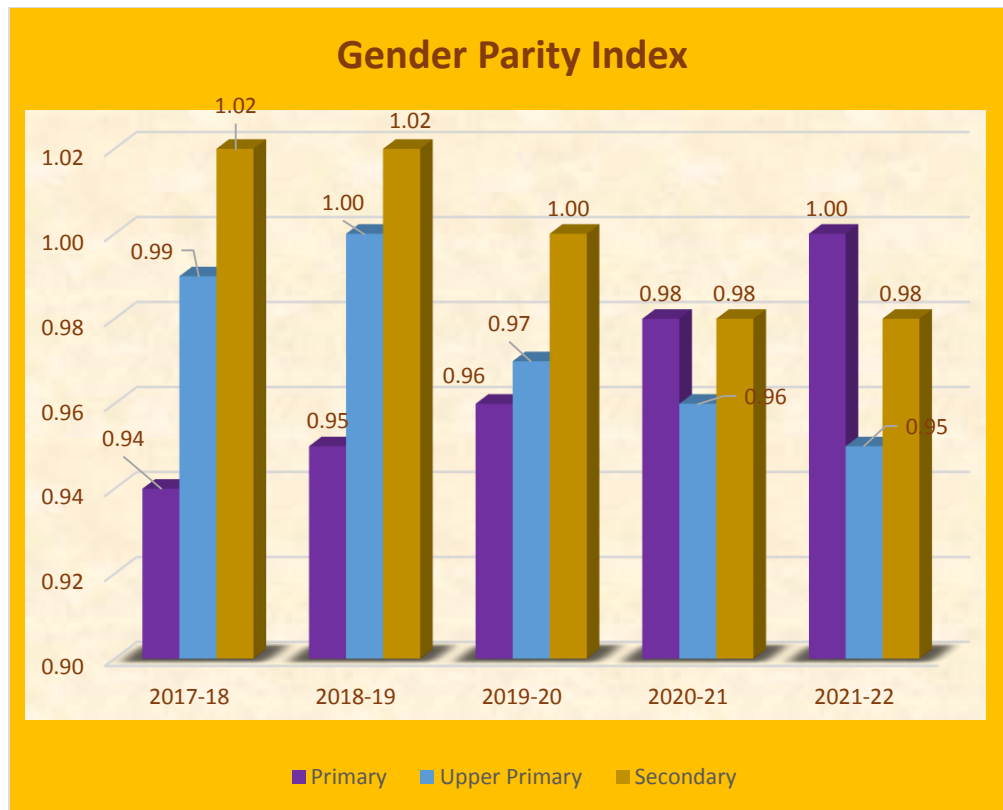
Observations:

- * The graph shows the fluctuations in the Gross Enrolment Ratio of Students in A.P from the last five years.
- * GER at Upper primary and Secondary Level are gradually increased from 2017-118 to 2021-22 which shows a positive tendency.
- * GER at Primary Level are gradually increased from 2017-18 to 2020-21 and decreased Slightly from 2020-21 to 2021-22.



• **Observations:**

- From the past 3 years, the Annual Average Dropout Rate is calculated as per norms prescribed by NUEPA.
- At Primary Level the Dropout rate reached to 0.00 level, but at Upper Primary Level the Dropout rate is increased Slightly from 2019-20 to 2021-22.
- High school level which needs to perceive the drastic difference.



Observations:

- * GPI is reached to the saturation level which indicates the attitude of the parents and society towards girl's education is significantly transformed.
- * The Gender Parity Index at Primary Level is increased Slightly from last 5 years. The GPI for Upper Primary is decreasing Slightly from last 3 Years.
- * GPI at Secondary Level is same for last two Years.



Observations:

- * This graph shows the gradual increase in the SSC Results from 2017-18 to 2020-21.
- * In the years 2019-20 and 2020-21 it has attained peak point. Due to Covid pandemic situation the students in the class Xth are promoted to Class XI.
- * The SSC pass percentage is decreased from 100.00 to 67.26 percentage in the year 2021-22 which shows drastic change in the results.

Formulae:

1. Gross Enrolment Ratio(GER):

It is defined as the percentage of enrolment in Classes I-V, VII-VIII and IX-X to the estimated children in the age-group of 6-10, 11-13 and 14-15 years respectively. The Gross Enrolment Ratio may cross 100% because on inclusion of over-age and under-age children. The Gross Enrolment is calculated as follows:

Gross Enrolment Ratio =

$$\frac{\text{Enrolment in Classes I-V(Primary Stage) / VI-VIII(Upper Primary Stage) / IX-X(Secondary Stage)}}{\text{No. of Children in the age group of 6-10 / 11-13 / 14-15}}$$

Annual Average Drop Out Rate (I-V) = (100-(Promotion Rate(I-V) + Repetition Rate(I-V)))

$$\text{Promotion Rate (I-V) = } \frac{\text{(Enrollment in 2 to 6 classes in 2021-22 – Repeaters in classes 2 to 6 in 2021-22)}}{\text{Enrollment in 1 to 5 classes in 2020-21}} * 100$$

$$\text{Repetition Rate (I-V) = (Repeaters in classes 1 to 5 in 2021-22/Enrolment in 1 to 5 classes in 2020-21)*100}$$

Annual Average Dropout Rate (VI-VIII) = (100-(Promotion Rate(VI-VIII)+Repetition Rate(VI-VIII)))

$$\text{Promotion Rate (VI-VIII) = } \frac{\text{(Enrollment in 7 to 9 classes in 2021-22 – Repeaters in classes 7 to 9 in 2021-22)}}{\text{Enrollment in 6 to 8 classes in 2020-21}} * 100$$

$$\text{Repetition Rate (VI-VIII) = (Repeaters in classes 6 to 8 in 2021-22/Enrolment in 6 to 8 classes in 2020-21)*100}$$

Annual Average Dropout Rate (IX – X) = (100- (Promotion Rate(IX – X)+Repetition Rate in (IX-X)))

$$\text{Promotion Rate (IX-X)} = \frac{(\text{Enrollment in 10 to 11 class in 2021-22} - \text{Repeaters in classes 10 to 11 in 2021-22})}{\text{Enrollment in classes 9 to 10 in 2020-21}} * 100$$

$$\text{Repetition Rate (IX-X)} = (\text{Repeaters in classes 9 to 10 in 2021-22} / \text{Enrolment in classes 9 to 10 in 2020-21}) * 100$$

2. Teacher Pupil Ratio(TP Ratio):

The Teacher Pupil Ratio is the division of Enrolment by Teachers. It is calculated as follows:

$$\text{TP Ratio(Primary)} = \frac{\text{Total Enrolment in Primary Schools}}{\text{Total Teacher in Primary Schools}}$$

$$\text{TP Ratio(UP)} = \frac{\text{Total Enrolment in Upper Primary Schools}}{\text{Total Teacher in Upper Primary Schools}}$$

$$\text{TP Ratio(High Schools)} = \frac{\text{Total Enrolment in High Schools}}{\text{Total Teacher in High Schools}}$$

$$\text{Gender Parity Index (GPI)} = \frac{\text{GER Girls}}{\text{GER Boys}}$$

$$\text{Gender Gap} = \frac{(\text{Boys Enrollment} - \text{Girls Enrollment})}{\text{Total Enrollment}} * 100$$

ABBREVIATIONS

1	CG	Central Government
2	SG	State Government
3	MP	Mandal Parishad
4	ZP	Zilla Parishad
5	MPL	Municipal
6	PA	Private Aided
7	PUA	Private Un-aided
8	Tel	Telugu
9	Eng	English
10	Urd	Urdu
11	Ori	Oriya
12	Tam	Tamil
13	Kan	Kannada
14	Hin	Hindi
15	Mar	March
16	Guj	Gujarathi
17	Ben	Bengali