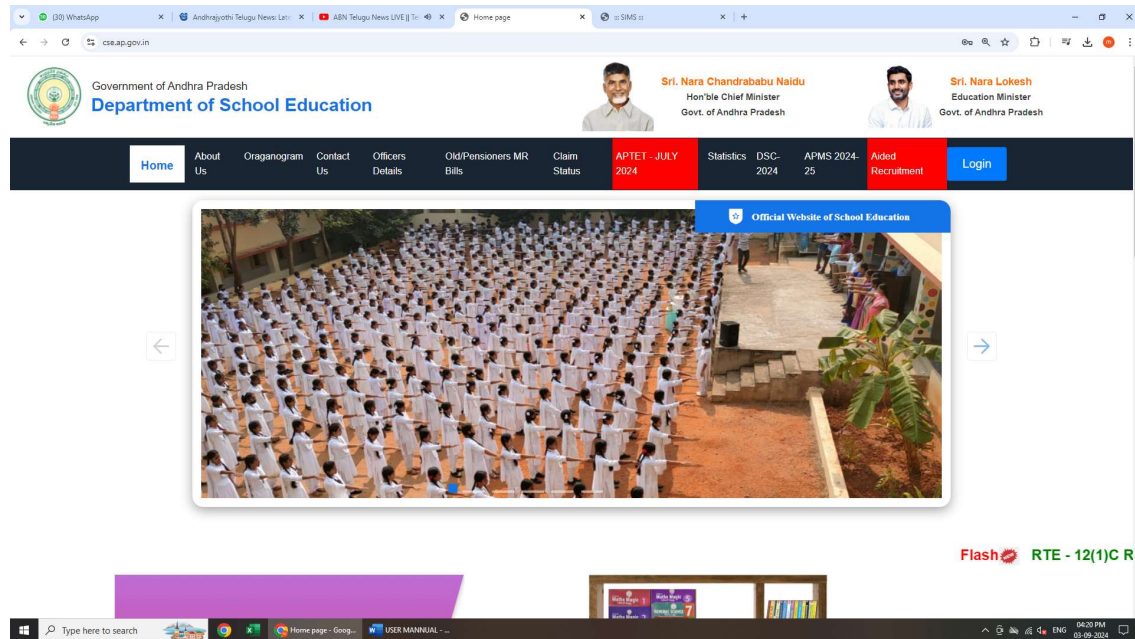
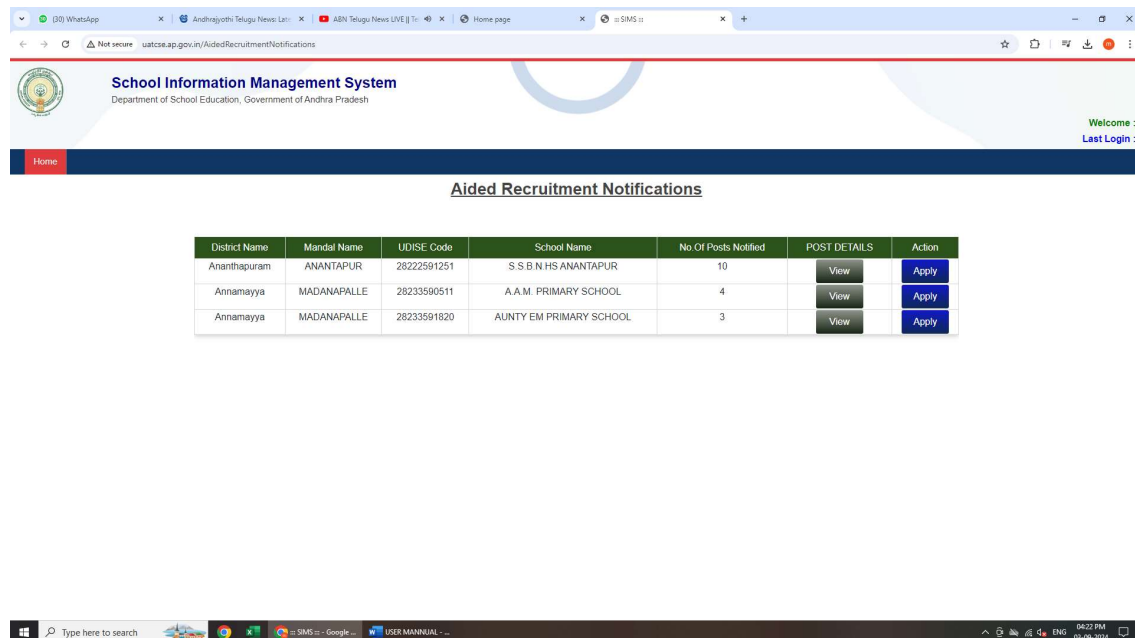


## USER MANNUAL - AIDED RECRUITMENT – APPLICATION

Go to cse.ap.gov.in website



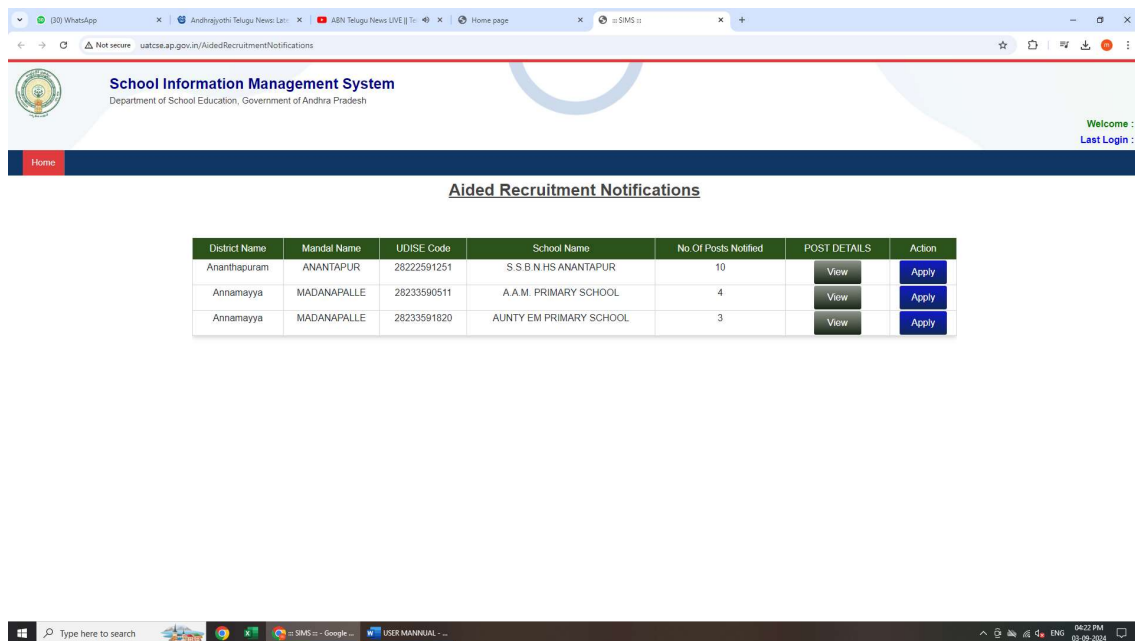
Select Label “Aided Recruitment”, the following screen will be displayed.



Choose the school to apply & view the details of posts by selecting “View” label against that selected school. The following screen will be displayed.



After choosing the post to be applied, go to previous menu & select “Apply”.



The application form screen will be displayed as follows.

**POST REQUIRMENT FORM**

Personal Details

Post Applied For \*  
--Select Post--

Upload Photo \*  
Choose File No file chosen

Name of the Applicant with Surname \* Enter Name Of the Applicant  
Father Name \* Enter Father Name  
Mother Name \* Enter Mother Name

Gender \* --Select--  
Date Of Birth \* dd-mm-yyyy  
If Differently Abled(PH) \* --Select--

Ex-service Men \* --Select--  
Are You Eligible for(EWS) \* --Select--

Communication Details

Copyright © 2022. All rights Reserved by School Education, Govt. of A.P. Designed Developed by Tata Consultancy Services

Fill all the fields pertaining to Personal details have to be filled.

Communication Details

Are You Belong to Andhra Pradesh State \*  
--Select--

Pin Code Enter Pincode  
Door No. \* Enter Door No.  
Email \* Enter Email

Aadhaar Number \* Enter Aadhaar Number  
Mobile Number \* Enter Mobile Number  
Category \* --Select--

Marital Status \* --Select--  
Address \* Enter Address  
Are You Claiming Meritorious in Sports as per GO No 74 \* --Select--

TET/CTET Details

Appeared for TET/CTET \*  
--Select--

**Submit**

Copyright © 2022. All rights Reserved by School Education, Govt. of A.P. Designed Developed by Tata Consultancy Services

After filling the personal details then fill up Communication Details.

The image shows a web browser window displaying a form titled "Communication Details" and "TET/CTET Details". The form is part of a recruitment process on the website [satce.ap.gov.in/PostRecruitmentForm/28222591251](http://satce.ap.gov.in/PostRecruitmentForm/28222591251). The form is divided into two main sections: "Communication Details" and "TET/CTET Details".

**Communication Details:**

- Are You Belong to Andhra Pradesh State \*  
-- Select --
- Pin Code \*  
Enter Pincode
- Door No. \*  
Enter Door No.
- Email \*  
Enter Email
- Aadhaar Number \*  
Enter Aadhaar Number
- Mobile Number \*  
Enter Mobile Number
- Category \*  
-- Select --
- Marital Status \*  
-- Select --
- Address \*  
Enter Address
- Are You Claiming Meritorious in Sports as per GO No 74 \*  
-- Select --

**TET/CTET Details:**

- Appeared for TET/CTET \*  
YES
- Hall Ticket No. \*  
Enter Hall Ticket No.
- Appeared Year \*  
-- Select Year --

A green "Submit" button is located at the bottom of the form.

Copyright © 2022. All rights Reserved by School Education, Govt. of A.P. Designed Developed by Tata Consultancy Services.

After filling the Communication Details, submit the details of TET/CTET Details and submit the application.